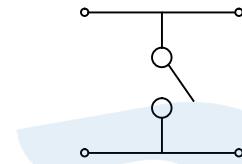
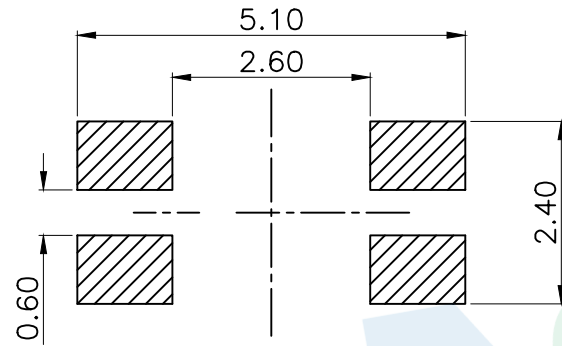
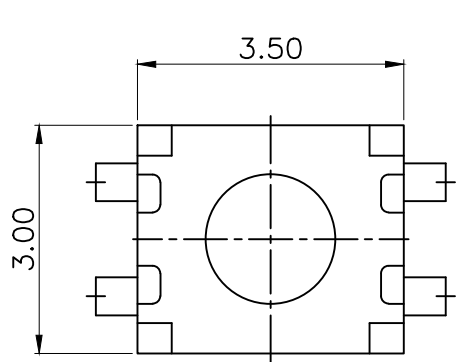


RoHS



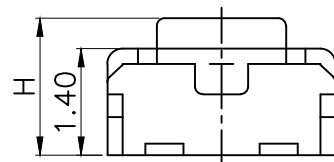
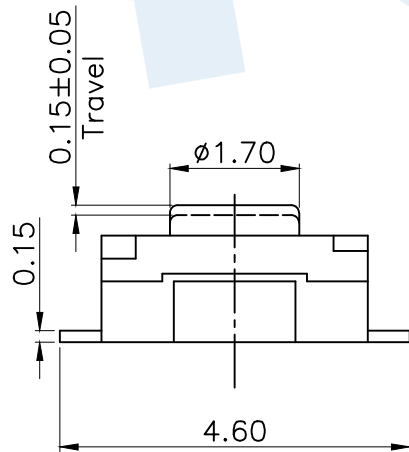
Circuit Diagram

PCB Layout(Pattern side)

TOTAL HEIGHT	
CODE	H
A1	1.8
A2	1.87
A3	2.0
A4	2.5

OPERATING FORCE	
CODE	VIGOR
B2	180±30gf
B4	250±30gf

SHRAPNEL	
CODE	MATERIAL/QTY
D2	SUS/1PCS
D4	SUS/2PCS



Ⓕ	Dust film	1	Polyimide tape		
Ⓔ	Terminal	4	Phosphorus bronze	Silvering	
Ⓓ	Reed	2	SUS	Silver covered	
Ⓒ	Button	1	LCP	Black	
Ⓑ	Cover	1	SUS	Natural	
Ⓐ	Base	1	LCP	Black	
NO.	Name	Number	Qty	Materil	Remarks

YUANDI® Yuandi Electronics Co, Ltd

design	date	name	TACT SWITCHS
Review	date		
Approved	date	name	TS-1071SA-A□B□-D□

Drawing number: Proportion 1:1 unit mm gage number A4

modify Review Approved Tolerance not specified

angle	±2'
10~30	±0.30
5~10	±0.20
~ 5	±0.10