


PCM-9588

Intel® Celeron® M EBX SBC with DVI/ TTL/ VGA/ LVDS/ LAN/ 6 COM/ 2 SATA/ 6 USB2.0

NEW




Features

- Intel® Celeron® M processor
- Display Combination: CRT+ LVDS / DVI+ LVDS/ DVI+ CRT/ CRT+ TTL
- Supports LCD backlight turn-off function
- 10/100 Mbps Ethernet support, UL60601 Design, GIGA LAN optional
- 6 COM (Supports Auto flow control), 2 SATA, 6 USB 2.0, 16-bit GPIO ports
- Supports Embedded Software API and Utility

Software APIs:



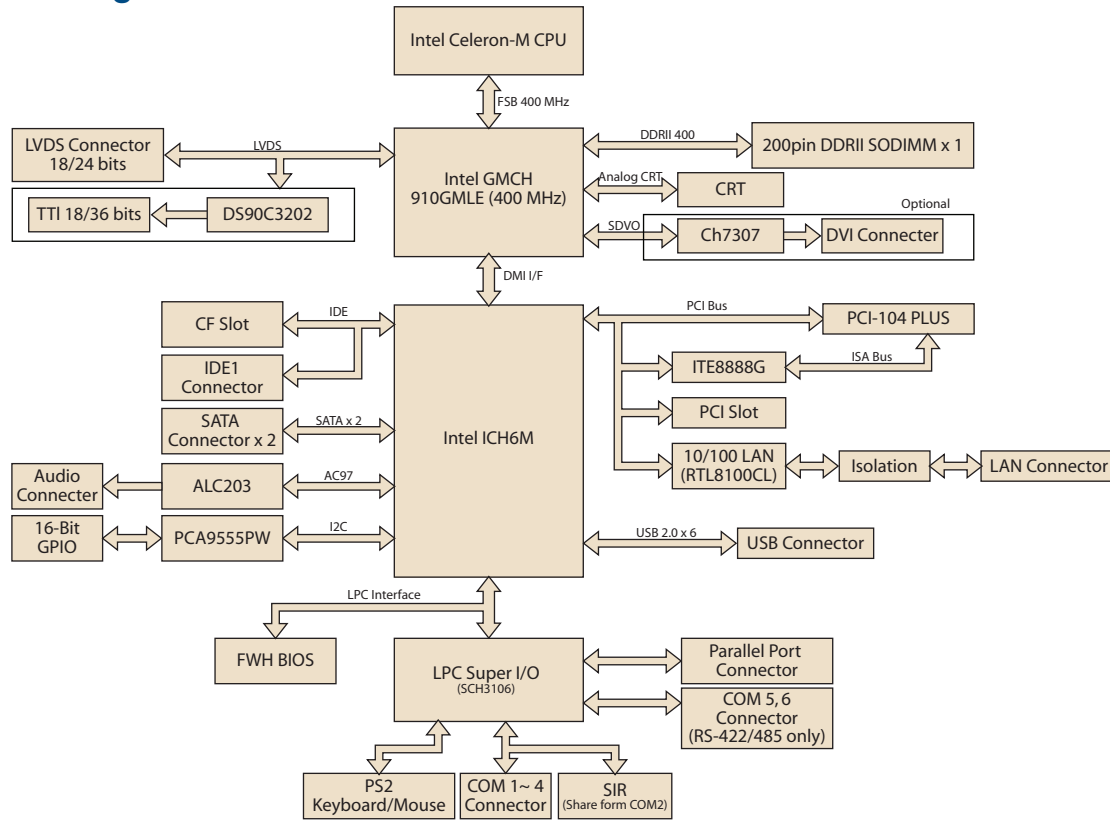
Utilities:



Specifications

Processor System	CPU	Intel Celeron M 600 MHz	Celeron M 1 GHz
	Front Side Bus	400 MHz	400 MHz
	L2 Cache	512 KB	0 KB
	Chipset	Intel 910GMLE + ICH6M	Intel 910GMLE + ICH6M
	BIOS	Award 4-Mbit	Award 4-Mbit
Memory	Technology	DDR2 400 Downwards compatible for DDR2 533/667/800MHz	
	Max. Capacity	2 GB	
	Socket	1 x 200-pin SODIMM	
SSD	CompactFlash	Card Type I, Type II	
I/O Interface	LPT	1	
	RS-232	4	
	RS-232/422/485	2 (Default RS-422/485, RS-232 by optional request)	
	K/B	1	
	Mouse	1	
	USB	6 x USB 2.0	
	Audio	AC97, Line-in, Line-out, Mic-in, speaker out (R/L) (Support 8W 1 W or 4W 2 W Speaker for Speaker-out)	
	GPIO	16-bit general purpose input/output	
SATA	Max. Data Transfer Rate	150 MB/s	
	Channel	2	
EIDE	Mode	UDMA 33/66/100	
	Channel	1	
Expansion Slot	PC/104 Plus	1	
Ethernet	Speed	10/100 Mbps (10/100/1000 Mbps optional) (Isolation for UL60601 Compliant)	
	Controller	1 x Realtek RTL8100CL-LF (Optional RTL8110SCL-LF for Giga LAN)	
	Interface	1 x RJ-45 by cable	
Display	Controller	Intel 910GMLE	
	VRAM	Optimized Shared Memory Architecture up to 128 MB system memory	
	LVDS LCD	1 x 48-bit LVDS	
	DVI	Yes (Optional by request)	
	TTL	Yes, support 18/36-bit TTL (Optional by request)	
	VGA	Yes, up to QXGA (2048 x 1536)	
Environment	Operating Temperature	0 ~ 60° C (32 ~ 140° F)	
	Operating Humidity	95% @ 60° C Relative Humidity	
Power	Power Type	AT / ATX	
	Power Supply Voltage	ATX: 5 V STB, +5 V ± 5%, ±12 V ± 5%, external 12 V option for LCD Inverter, PCI & PCI-104 Plus AT: 5 V only to boot up, external 12 V option for LCD Inverter, PCI & PC/104 Plus	
	Power Consumption Typical (XP)	5 V:3.67 A (C-M M 1 G with DDR2 400 1 GB)	
	Power Consumption Max, Test in HCT	5 V:3.67 A (C-M M 1 G with DDR2 400 1 GB)	
	Power Management	APM, ACPI	
	Battery	Lithium 3 V / 196 mAH	
Watchdog Timer	Output	System reset	
	Interval	Programmable 1 ~ 255 sec	
Physical Characteristics	Dimensions (L x W)	203 x 146 mm (8" x 5.75")	
	Top side	The highest is PCI slot (15.4 mm)	
	Bottom side	The highest is CF socket (9.5 mm)	
	Weight	0.85 kg (1.87 lb) (with Heatsink)	

Board Diagram



Ordering Information

Part No.	CPU	L2 Cache	Memory	Chipset	LVDS	TTL	CRT	DVI	10/100M LAN UL60601	Audio	USB 2.0	SATA	RS-232	RS-232/422/485	GPIO	LPT	CF	PC/104+	ATX Power	AT Power	Thermal Solution	Operating Temp.
PCM-9588T-M0A1E	C-M 600 MHz	512 KB	SO-DIMM	910GMLE	-	Yes	Yes	-	1	Yes	6	2	4	2	16	1	1	1	Yes	Yes	Passive	0 ~ 60° C
PCM-9588F-S0A1E	C-M 1.0 GHz	0 KB	SO-DIMM	910GMLE	48bit	-	Yes	Yes	1	Yes	6	2	4	2	16	1	1	1	Yes	Yes	Passive	0 ~ 60° C
PCM-9588L-M0A1E	C-M 600 MHz	512 KB	SO-DIMM	910GMLE	48bit	-	Yes	-	1	Yes	6	2	4	2	16	1	1	-	Yes	Yes	Passive	0 ~ 60° C
PCM-9588Z-1GM0A1E	C-M 600 MHz	512 KB	Bundle 1 GB	910GMLE	-	Yes	Yes	-	1	Yes	6	2	4	2	16	1	1	1	Yes	Yes	Passive	-20 ~ 80° C
PCM-9588Z2-1GS0A1E	C-M 1GHz	0 KB	Bundle 1 GB	910GMLE	48bit	-	Yes	Yes	1	Yes	6	2	4	2	16	1	1	1	Yes	Yes	Passive	-40 ~ 85° C

*PCM-9588 has insulation feature in LAN for UL60601.

Optional Accessories

Part No.	Description
PCM-10586-9588E	Wiring kit for PCM-9588
1703100260	USB cable
CF-HDD-ADP	CompactFlash 50-pin to IDE 44-pin adapter

Packing List

Part No.	Description	Quantity
	PCM-9588 SBC	1
9689000002	Mini Jumper Pack	1
	Startup Manual	1
	Utility CD	1
1700001112	WIRE ATX-20P (M)/12P (F)+3P-2.0 mm 15 cm	1
1700006196	Power Cable 12P/Big 4P x 2 10 cm	1

Value-Added Software Services

Software API: An interface that defines the ways by which an application program may request services from libraries and/or operating systems. Provides not only the underlying drivers required but also a rich set of user-friendly, intelligent and integrated interfaces, which speeds development, enhances security and offers add-on value for Advantech platforms. It plays the role of catalyst between developer and solution, and makes Advantech embedded platforms easier and simpler to adopt and operate with customer applications.

Software APIs

Control



GPIO

General Purpose Input/Output is a flexible parallel interface that allows a variety of custom connections. It allows users to monitor the level of signal input or set the output status to switch on/off a device. Our API also provides Programmable GPIO, which allows developers to dynamically set the GPIO input or output status.



SMBus

SMBus is the System Management Bus defined by Intel® Corporation in 1995. It is used in personal computers and servers for low-speed system management communications. The SMBus API allows a developer to interface a embedded system environment and transfer serial messages using the SMBus protocols, allowing multiple simultaneous device control.



I2C

I2C is a bi-directional two wire bus that was developed by Philips for use in their televisions in the 1980s. The I2C API allows a developer to interface with an embedded system environment and transfer serial messages using the I2C protocols, allowing multiple simultaneous device control.

Display



Brightness Control

The Brightness Control API allows a developer to interface with an embedded device to easily control brightness.



Backlight

The Backlight API allows a developer to control the backlight (screen) on/off in an embedded device.

Monitor



Watchdog

A watchdog timer (WDT) is a device that performs a specific operation after a certain period of time if something goes wrong and the system does not recover on its own. A watchdog timer can be programmed to perform a warm boot (restarting the system) after a certain number of seconds.



Hardware Monitor

The Hardware Monitor (HWM) API is a system health supervision API that inspects certain condition indexes, such as fan speed, temperature and voltage.



Hardware Control

The Hardware Control API allows developers to set the PWM (Pulse Width Modulation) value to adjust fan speed or other devices; it can also be used to adjust the LCD brightness.

Power Saving



CPU Speed

Make use of Intel SpeedStep technology to reduce power consumption. The system will automatically adjust the CPU Speed depending on system loading.



System Throttling

Refers to a series of methods for reducing power consumption in computers by lowering the clock frequency. These APIs allow the user to lower the clock from 87.5% to 12.5%.

Software Utilities



BIOS Flash

The BIOS Flash utility allows customers to update the flash ROM BIOS version, or use it to back up current BIOS by copying it from the flash chip to a file on customers' disk. The BIOS Flash utility also provides a command line version and API for fast implementation into customized applications.



Embedded Security ID

The embedded application is the most important property of a system integrator. It contains valuable intellectual property, design knowledge and innovation, but it is easily copied! The Embedded Security ID utility provides reliable security functions for customers to secure their application data within embedded BIOS.



Monitoring

The Monitoring utility allows the customer to monitor system health, including voltage, CPU and system temperature and fan speed. These items are important to a device; if critical errors happen and are not solved immediately, permanent damage may be caused.



eSOS

The eSOS is a small OS stored in BIOS ROM. It will boot up in case of a main OS crash. It will diagnose the hardware status, and then send an e-mail to a designated administrator. The eSOS also provides remote connection: Telnet server and FTP server, allowing the administrator to rescue the system.



Flash Lock

Flash Lock is a mechanism that binds the board and CF card (SQFlash) together. The user can "Lock" SQFlash via the Flash Lock function and "Unlock" it via BIOS while booting. A locked SQFlash cannot be read by any card reader or boot from other platforms without a BIOS with the "Unlock" feature.