


Thick Film Chip Resistors, Military/Established Reliability MIL-PRF-55342 Qualified, Type RM



FEATURES

- Fully conforms to the requirements of MIL-PRF-55342
- Established reliability - Verified failure rate; M, P, R, S and T levels
- Operating temperature range is - 55 °C to + 150 °C
- 100 % Group A screening per MIL-PRF-55342
- Termination Style B - Tin/Lead wraparound over nickel barrier
- For MIL-PRF-32159 zero ohm jumpers, see Vishay Dale's RCWPM Jumper (Military M32159) data sheet

STANDARD ELECTRICAL SPECIFICATIONS								
VISHAY DALE MODEL	MIL-PRF-55342 STYLE	MIL SPEC. SHEET	TERM.	POWER RATING $P_{70} \text{ } ^\circ\text{C W}$	MAX. OPERATING VOLTAGE	CHAR.	TOLERANCE %	RESISTANCE RANGE Ω
RCWPM-0502	RM0502	01	B	0.05	40	M K, M	± 2 to ± 10 ± 1 to ± 10	1 to 9.1 10 to 22M
RCWPM-550	RM0505	02	B	0.125	40	M K, M	± 2 to ± 10 ± 1 to ± 10	1 to 9.1 10 to 22M
RCWPM-5100	RM1005	03	B	0.20	75	M K, M	± 2 to ± 10 ± 1 to ± 10	1 to 5.6 5.62 to 22M
RCWPM-5150	RM1505	04	B	0.15	125	M K, M	± 2 to ± 10 ± 1 to ± 10	1 to 5.6 5.62 to 22M
RCWPM-7225	RM2208	05	B	0.225	175	M K, M	± 2 to ± 10 ± 1 to ± 10	1 to 5.6 5.62 to 22M
RCWPM-575	RM0705	06	B	0.15	50	M K, M	± 2 to ± 10 ± 1 to ± 10	1 to 5.6 5.62 to 22M
RCWPM-1206	RM1206	07	B	0.25	100	M K, M	± 2 to ± 10 ± 1 to ± 10	1 to 5.6 5.62 to 22M
RCWPM-2010	RM2010	08	B	0.80	150	M K, M	± 2 to ± 10 ± 1 to ± 10	1 to 5.6 5.62 to 22M
RCWPM-2512	RM2512	09	B	1.0	200	M K, M	± 2 to ± 10 ± 1 to ± 10	1 to 5.6 5.62 to 22M
RCWPM-1100	RM1010	10	B	0.50	75	M K, M	± 2 to ± 10 ± 1 to ± 10	1 to 5.6 5.62 to 22M
RCWPM-0402	RM0402	11	B	0.05	30	M K, M	± 2 to ± 10 ± 1 to ± 10	1 to 9.1 10 to 22M
RCWPM-0603	RM0603	12	B	0.10	50	M K, M	± 2 to ± 10 ± 1 to ± 10	1 to 5.6 5.62 to 22M
RCWPM-0302	RM0302	13	B	0.04	15	M K, M	± 2 to ± 10 ± 1 to ± 10	1 to 9.1 10 to 22M

Note

- DSCC has created a series of drawings to support the need for 0201-sized product. Vishay Dale is listed as a resource on these drawing as follows:

DSCC DRAWING NUMBER	VISHAY DALE MODEL	TERM.	POWER RATING $P_{70} \text{ } ^\circ\text{C W}$	RES. RANGE Ω	RES. TOL. %	TEMP. COEF. ppm/ $^\circ\text{C}$	MAX. WORKING VOLTAGE
07009	RCWP-0201	B	0.05	47 to 1M 10 to 1M	± 1 ; ± 5	100 200	30
07010	RCWP-0201	B	0.05	47 to 1M 10 to 1M	± 1 ; ± 5	100 300	30

These drawings can be viewed at: www.dscclia.mil/Programs/MilSpec/listDwgs.asp?DocType=DSCCdwg



RCWPM (Military M/D55342)

Thick Film Chip Resistors, Military/Established Reliability
MIL-PRF-55342 Qualified, Type RM

Vishay Dale

GLOBAL PART NUMBER INFORMATION																	
New Global Part Numbering: M55342M02B10E0RWB (preferred part number format)																	
M	5	5	3	4	2	M	0	2	B	1	0	E	0	R	W	B	
MIL STYLE	CHARACTERISTICS	SPEC SHEET	TERMINATION STYLE	VALUE AND TOLERANCE	FAILURE RATE	PACKAGING	SPECIAL										
D55342 applies to Style 07 (RM1206) only. M55342 applies to all other styles.	K = 100 ppm M = 300 ppm	(see Standard Electrical Specifications table)	B = Pre-tinned Nickel Barrier, wraparound	(see Tolerance and Multipliers table)	C = Non-ER M = 1.0 %/1000 h P = 0.1 %/1000 h R = 0.01 %/1000 h S = 0.001 %/1000 h T = Space Level	TP = Tin/Lead, T/R (Full) UL = Tin/Lead, T/R Single Lot Date Code S3 = Tin/Lead, T/R (1000 pieces) WB = Tin/Lead, Tray WL = Tin/Lead, Tray, Single Lot Date Code S2 = Tin/Lead, T/R (500 pieces) S6 = Tin/Lead, T/R (300 pieces)	Blank = Standard (Dash Number) (up to 1 digits) T = Space Level (-98)										
Historical Part Numbering: M55342M02B10E0R (will continue to be accepted)																	
M55342	M	02	B	10E0	R	WB											
MIL STYLE	CHARACTERISTICS	SPEC SHEET	TERMINATION STYLE	VALUE AND TOLERANCE	FAILURE RATE	PACKAGING CODE											

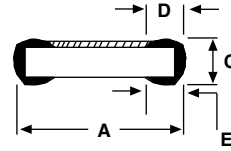

RESISTANCE TOLERANCE AND MULTIPLIERS					
TOLERANCE				MULTIPLIER	VALUE RANGE (Ω)
± 1 %	± 2 %	± 5 %	± 10 %		
D	G	J	M	1	1 - 9xx
E	H	K	N	1000	1K - 9xxK
F	T	L	P	1 000 000	1M - 22M
Examples:		11D3 = 11.3 Ω ± 1 % 10E0 = 10 kΩ ± 1 % 332D = 332 Ω ± 1 % 2F21 = 2.21 MΩ ± 1 % 51G0 = 51 Ω ± 2 % 10H0 = 10 kΩ ± 2 % 33H0 = 33 kΩ ± 2 % 22T0 = 22 MΩ ± 2 %	15J0 = 15 Ω ± 5 % 10K0 = 10 kΩ ± 5 % 560K = 560 kΩ ± 5 % 8L20 = 8.2 MΩ ± 5 % 10M0 = 10 Ω ± 10 % 10N0 = 10 kΩ ± 10 % 2P70 = 2.7 MΩ ± 10 % 8P20 = 8.2 MΩ ± 10 %		

RCWPM (Military M/D55342)

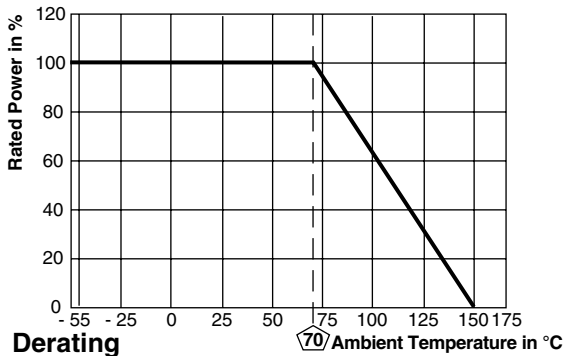


Vishay Dale Thick Film Chip Resistors, Military/Established Reliability
MIL-PRF-55342 Qualified, Type RM

DIMENSIONS in inches [millimeters]



VISHAY DALE MODEL	MIL-PRF-55342 STYLE	MIL. SPEC. SHEET	A (Length)	B (Width)	C (Height)	D (Top Term)	E (Bottom Term)
RCWPM-0502	RM0502	01	0.055 ± 0.005 [1.40 ± 0.13]	0.023 ± 0.003 [0.58 ± 0.08]	0.015 ± 0.003 [0.38 ± 0.08]	0.010 ± 0.005 [0.25 ± 0.13]	0.015 ± 0.005 [0.38 ± 0.13]
RCWPM-550	RM0505	02	0.055 ± 0.005 [1.40 ± 0.13]	0.050 ± 0.005 [1.27 ± 0.13]	0.020 ± 0.005 [0.51 ± 0.13]	0.010 ± 0.005 [0.25 ± 0.13]	0.015 ± 0.005 [0.38 ± 0.13]
RCWPM-5100	RM1005	03	0.105 ± 0.005 [2.67 ± 0.13]	0.050 ± 0.005 [1.27 ± 0.13]	0.020 ± 0.005 [0.51 ± 0.13]	0.015 ± 0.005 [0.38 ± 0.13]	0.015 ± 0.005 [0.38 ± 0.13]
RCWPM-5150	RM1505	04	0.155 ± 0.005 [3.94 ± 0.13]	0.050 ± 0.005 [1.27 ± 0.13]	0.020 ± 0.005 [0.51 ± 0.13]	0.015 ± 0.005 [0.38 ± 0.13]	0.015 ± 0.005 [0.38 ± 0.13]
RCWPM-7225	RM2208	05	0.230 ± 0.005 [5.84 ± 0.13]	0.075 ± 0.005 [1.91 ± 0.13]	0.020 ± 0.005 [0.51 ± 0.13]	0.020 ± 0.005 [0.51 ± 0.13]	0.020 ± 0.005 [0.51 ± 0.13]
RCWPM-575	RM0705	06	0.080 ± 0.005 [2.03 ± 0.13]	0.050 ± 0.005 [1.27 ± 0.13]	0.020 ± 0.005 [0.51 ± 0.13]	0.015 ± 0.005 [0.38 ± 0.13]	0.015 ± 0.005 [0.38 ± 0.13]
RCWPM-1206	RM1206	07	0.125 ± 0.005 [3.18 ± 0.13]	0.063 ± 0.005 [1.60 ± 0.13]	0.020 ± 0.005 [0.51 ± 0.13]	0.015 ± 0.005 [0.38 ± 0.13]	0.015 ± 0.005 [0.38 ± 0.13]
RCWPM-2010	RM2010	08	0.197 ± 0.006 [5.00 ± 0.15]	0.098 ± 0.005 [2.49 ± 0.13]	0.020 ± 0.005 [0.51 ± 0.13]	0.020 ± 0.005 [0.51 ± 0.13]	0.020 ± 0.005 [0.51 ± 0.13]
RCWPM-2512	RM2512	09	0.250 ± 0.006 [6.35 ± 0.15]	0.124 ± 0.005 [3.15 ± 0.13]	0.020 ± 0.005 [0.51 ± 0.13]	0.020 ± 0.005 [0.51 ± 0.13]	0.020 ± 0.005 [0.51 ± 0.13]
RCWPM-1100	RM1010	10	0.105 ± 0.005 [2.67 ± 0.13]	0.100 ± 0.005 [2.54 ± 0.13]	0.020 ± 0.005 [0.51 ± 0.13]	0.015 ± 0.005 [0.38 ± 0.13]	0.015 ± 0.005 [0.38 ± 0.13]
RCWPM-0402	RM0402	11	0.039 ± 0.003 [0.99 ± 0.08]	0.020 ± 0.003 [0.51 ± 0.08]	0.013 ± 0.003 [0.33 ± 0.08]	0.010 ± 0.005 [0.25 ± 0.13]	0.010 ± 0.005 [0.25 ± 0.13]
RCWPM-0603	RM0603	12	0.063 ± 0.005 [1.60 ± 0.13]	0.032 ± 0.005 [0.81 ± 0.13]	0.018 ± 0.005 [0.46 ± 0.13]	0.012 ± 0.005 [0.31 ± 0.13]	0.015 ± 0.005 [0.38 ± 0.13]
RCWPM-0302	RM0302	13	0.034 ± 0.004 [0.86 ± 0.10]	0.021 ± 0.003 [0.53 ± 0.08]	0.015 ± 0.003 [0.38 ± 0.08]	0.007 ± 0.005 [0.18 ± 0.13]	0.008 ± 0.005 [0.20 ± 0.13]
RCWP-0201			0.024 ± 0.002 [0.60 ± 0.05]	0.012 ± 0.002 [0.30 ± 0.05]	0.009 ± 0.002 [0.23 ± 0.05]	0.006 ± 0.003 [0.15 ± 0.07]	0.006 ± 0.002 - 0.004 [0.15 ± 0.05 - 0.10]



CAGE CODE: 91637 and SH903



Disclaimer

All product specifications and data are subject to change without notice.

Vishay Intertechnology, Inc., its affiliates, agents, and employees, and all persons acting on its or their behalf (collectively, "Vishay"), disclaim any and all liability for any errors, inaccuracies or incompleteness contained herein or in any other disclosure relating to any product.

Vishay disclaims any and all liability arising out of the use or application of any product described herein or of any information provided herein to the maximum extent permitted by law. The product specifications do not expand or otherwise modify Vishay's terms and conditions of purchase, including but not limited to the warranty expressed therein, which apply to these products.

No license, express or implied, by estoppel or otherwise, to any intellectual property rights is granted by this document or by any conduct of Vishay.

The products shown herein are not designed for use in medical, life-saving, or life-sustaining applications unless otherwise expressly indicated. Customers using or selling Vishay products not expressly indicated for use in such applications do so entirely at their own risk and agree to fully indemnify Vishay for any damages arising or resulting from such use or sale. Please contact authorized Vishay personnel to obtain written terms and conditions regarding products designed for such applications.

Product names and markings noted herein may be trademarks of their respective owners.