

# 90° HYBRID


## SURFACE MOUNT MODEL: SMQ-C01

**2:1 BANDWIDTH**

**20 - 40 MHz**

**FEATURES:**

- ▶ Excellent Performance
- ▶ Small Size, Surface Mount
- ▶ Building Block For:
  - Power Amplifiers
  - Image Rejection Mixers
  - I & Q / SSB Modulators
  - Phase Shifters & More...



**SPECIFICATIONS (Rev. B 02/11/08)**

Frequency	20 - 40 MHz	
Insertion Loss (dB) *	Typ.	Max.
	0.3	0.6
Amplitude Unbalance	Typ.	Max.
	0.3	0.75
Phase Unbalance (Deg.)	Typ.	Max.
	1	3
Isolation (dB)	Typ.	Min.
	28	20
Power Rating	1 Watt (Max.)	
Impedance	50 Ohms (Nom.)	
VSWR	1.15:1 (Typ.)	
Operating Temperature Range	-40 to +85 °C	
Storage Temperature Range	-55 to +100 °C	

\* Insertion loss in excess of the theoretical 3 dB coupling.

Package #	129
-----------	-----

TOP VIEW

TOLERANCE:  
XX ± .03  
XXX ± .015

LAYOUT FOR PRINTED CIRCUIT DESIGN

Port Configuration					
Input	Isolated*	+90° Output	0° Output	GND.**	No Conn.
5	6	1	2	7,8,9,10	3,4

\* Terminate ISOLATED port in 50 Ohms EXTERNALLY.  
\*\* Ground Externally

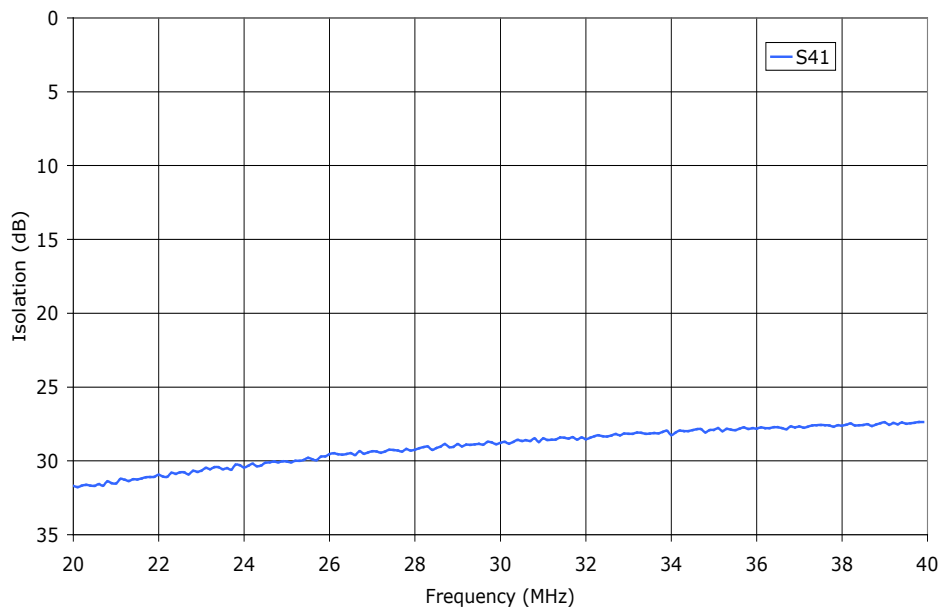
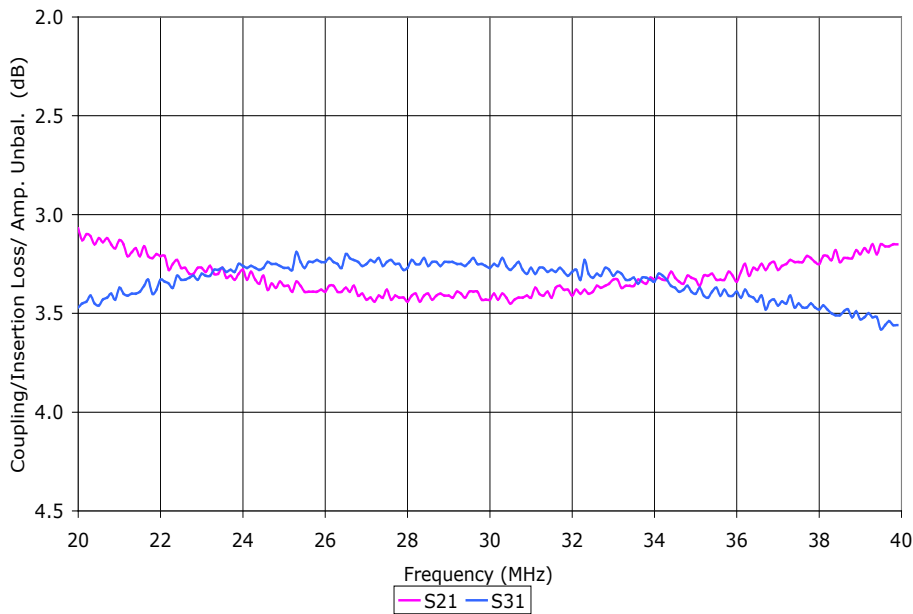
# 90° HYBRID

## SURFACE MOUNT MODEL: SMQ-C01

2:1 BANDWIDTH

20 - 40 MHz

Data @ 25°C



PERFORMANCE PLOTS

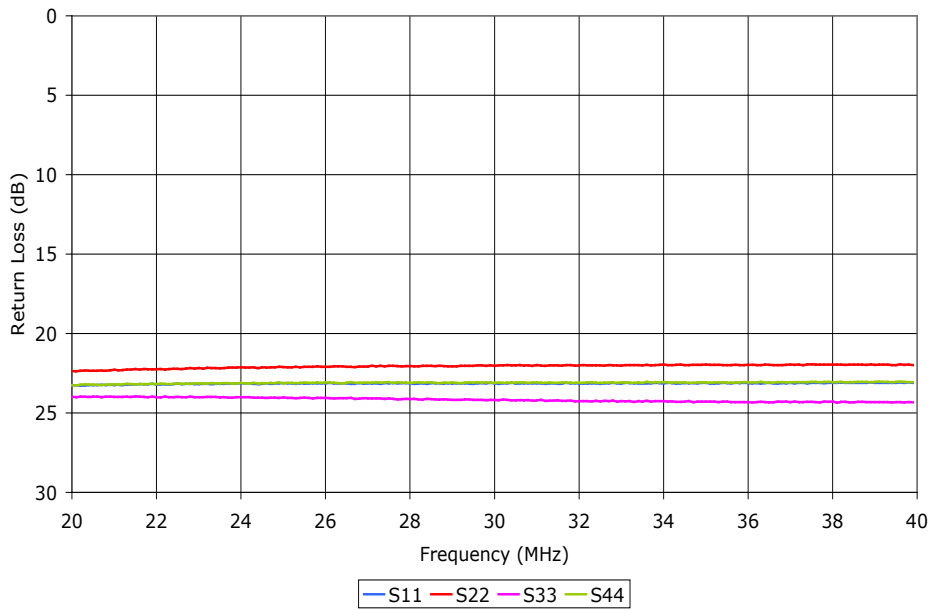
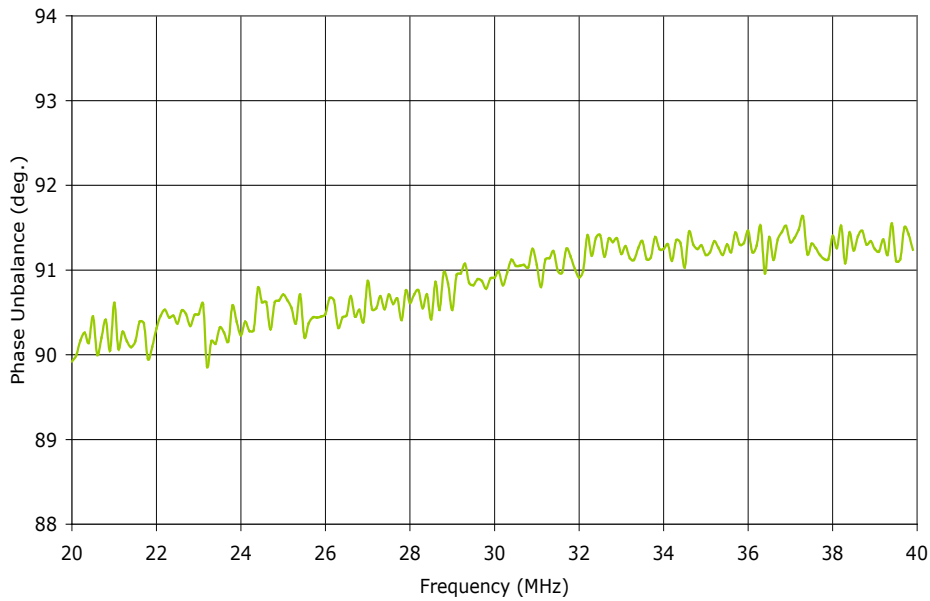
# 90° HYBRID

## SURFACE MOUNT MODEL: SMQ-C01

2:1 BANDWIDTH

20 - 40 MHz

Data @ 25°C



PERFORMANCE PLOTS

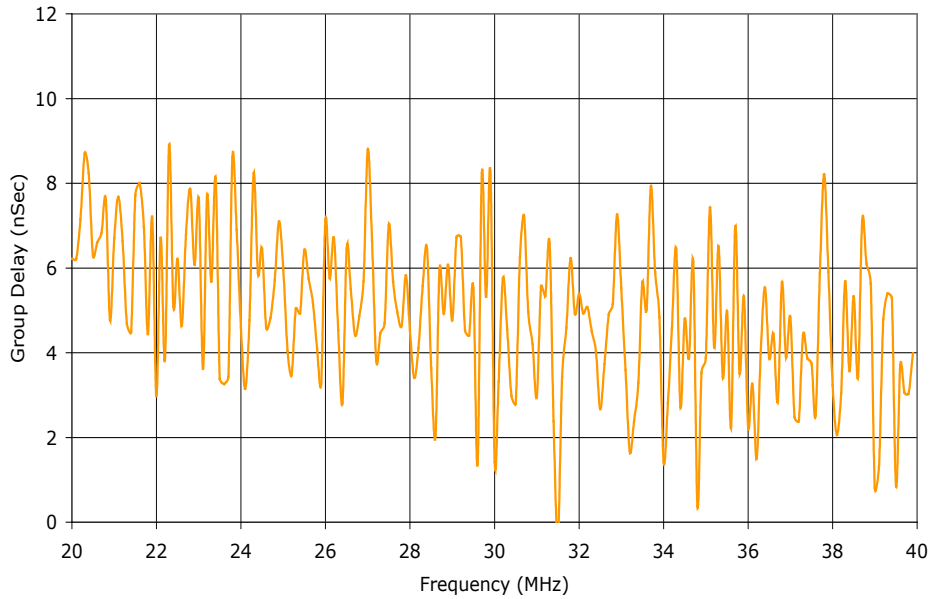
# 90° HYBRID

## SURFACE MOUNT MODEL: SMQ-C01

2:1 BANDWIDTH

20 - 40 MHz

Data @ 25°C



PERFORMANCE PLOTS