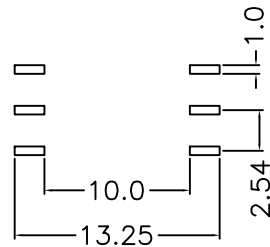
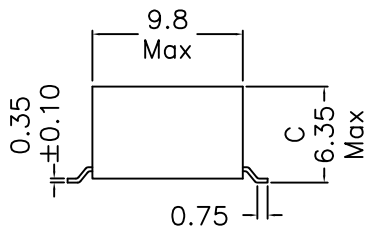
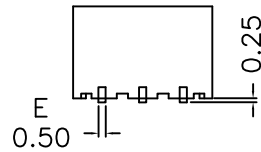
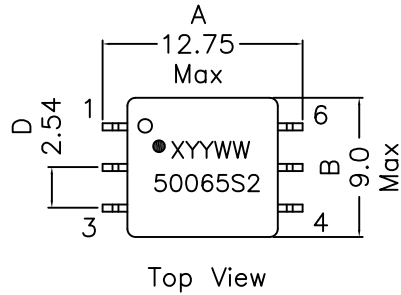


1. Mechanical Dimensions:

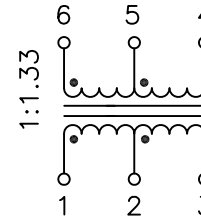


SUGGESTED PCB LAYOUT

Notes:

1. Solderability: Leads shall meet MIL-STD-202G, Method 208H for solderability.
2. Flammability: UL94V-0
3. ASTM oxygen index: > 28%
4. Insulation System: Class F 155°C. UL file E151556
5. All listed parameters are to be within tolerance from -40°C to +85°C unless otherwise noted
6. Storage Temperature Range: -55°C to +125°C
7. Aqueous wash compatible
8. SMD Lead Coplanarity: ±0.004"(0.102mm)
9. Electrical and mechanical specifications 100% tested
10. RoHS Compliant Component
11. Designed to meet UL60950 for Reinforced insulation.

2. Schematic:



3. Electrical Specifications: @25°C

OCL: Pins 1-3 500uH Typ @100KHz 100mV

Pins 1-3 150uH Min @100KHz 100mV (-40°C to +85°C)

Q: Pins 1-3 8 Min @10KHz 50mV

LL: Pins 1-3 0.5uH Max @100KHz 100mV (Short 4+5+6)

Cw/w: Pins 1-6 25pF Max @100KHz 100mV

DCR: Pins 1-3 0.800 Ohms Max

Pins 6-4 1.10 Ohms Max

ET Constant V-us: 11 Min

Turns Ratio.: (1-3):(6-4) = 1:1.33±2%

Isolation: 3000Vac, Wdg to Wdg

DOC. REV: A/2

XFMRs Inc www.XFMRs.com	Title: 6 Pin,3KVrms DC/DC Converter Isolation Modules		
	UNLESS OTHERWISE SPECIFIED TOLERANCES: .xx ±0.25 Dimensions in MM	P/N: XF5006-5S2R	REV. A
	DWN.	Feng	Dec-28-15
	CHK.	YK Liao	Dec-28-15
SHEET 1 OF 1	APP.	Joe Huff	Dec-28-15