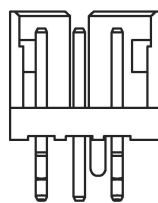
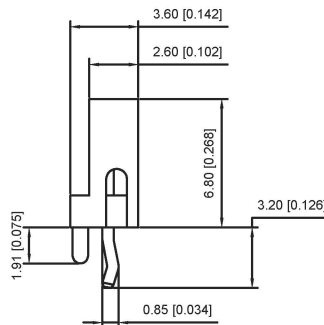
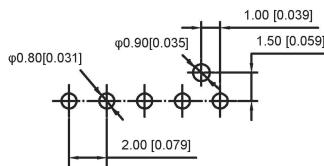


02-15P Double Gap
Scale 1:1



02-03P Single Gap
Scale 1:1



Recommended Pin & Crimp Layout
General Tolerance ±0.05

■ Specifications :

- Voltage rating: 125V AC / DC
- Current rating: 3A AC / DC
- Withstanding voltage: 1000V AC/minute
- Temperature range: -40°C~+105°C
- Insulation resistance: ≥1000M Ω
- Contact resistance: ≤10mΩ
- After environmental testing : ≤20mΩ

X2004 W V-XX S HF- N0 SN
① ② ③ ④ ⑤ ⑥ ⑦

- ① Series No.
- ② Category : W-WAFER
- ③ Wedding Board Angle : V-Stright 180°
- ④ Row No.-Pin No.: XX-02P~16P
- ⑤ Plug the Pin & Special No.:S-With Post; HF-Halogen Free
- ⑥ Material : N0-PA66 94V-0
- ⑦ Plating Category: Sn-Bright Tin Plating

Poles	Dimensions(mm)			Poles	Dimensions(mm)		
	A	B	C		A	B	C
02	2.00	5.96	4.96	10	18.00	21.96	20.96
03	4.00	7.96	6.96	11	20.00	23.96	22.96
04	6.00	9.96	8.96	12	22.00	25.96	24.96
05	8.00	11.96	10.96	13	24.00	27.96	26.96
06	10.0	13.96	12.96	14	26.00	29.96	28.96
07	12.0	15.96	14.96	15	28.00	31.96	30.96
08	14.0	17.96	16.96	16	30.00	33.96	32.96
09	16.0	19.96	18.96				

X2004WV-XXSHF-9TNS	PA6T UL 94V-0 (Halogen Free)	Brass	Tin-Plated	X2004H
X2004WV-XXS-N0SN	PA66 UL 94V-0			
PART NO	Material	Material(pin)	Finish(pin)	Suitable XKB Terminal

广东星坤科技股份有限公司

生效

ΔX	日期
ΔX	日期
MARK	DESCRIPTION

文件工程章

REVISIONS

www.xk-dg.cn www.helloxkb.com www.helloxkb.cn

ANGLAR	±5°
L ≤ 4	±0.2
4 < L ≤ 16	±0.3
16 < L ≤ 63	±0.4
L > 63	±0.5

UNSPECIFIED TOLERANCES

DSND	DATE	SCALE: N/A	MODEL TYPE: X2004WV-XXS-N0SN
DWN	DATE	VIEW:	PART NO.: 2.0mm Crimp Style Connectors
CHKD	DATE	UNIT: mm/in	DWG NO.:
APPD	DATE	SIZE: A4	
XKB INDUSTRIAL PRECISION CO., LIMITED			WEIGHT 1.0g
			SHEET 1/1
			REVISION A0