



(1,00 mm) .0394"

FTMH, FTM SERIES


FTM-125-02-L-DV



FTMH-116-02-L-DV-P



FTMH-111-02-F-DV-ES-A



SMT MICRO TERMINAL STRIPS

SPECIFICATIONS

For complete specifications and recommended PCB layouts see www.samtec.com?FTMH or www.samtec.com?FTM

Insulator Material: Black Liquid Crystal Polymer



Terminal Material: Phosphor Bronze

Current Rating: FTMH = 2.5A per contact @ 80°C ambient

FTM = 1.5A per contact @ 80°C ambient

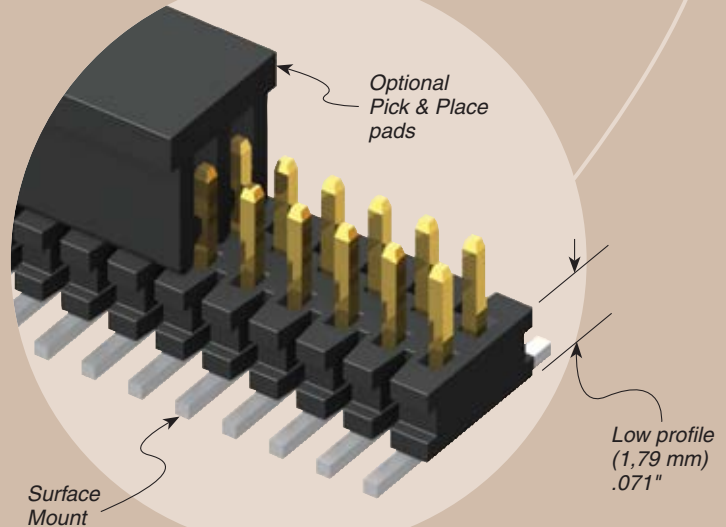
Operating Temp Range: -55°C to +125°C

Plating: Sn or Au over 50µ" (1,27 µm) Ni
RoHS Compliant: Yes

Processing: Lead-Free Solderable: Yes

-DV Lead Coplanarity: (0,10 mm) .004" max
-DH Lead Coplanarity: (0,10 mm) .004" max (05-25) (0,15 mm) .006" max (26-50)

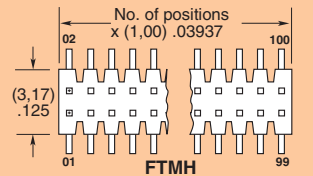
Mates with: CLM, MLE



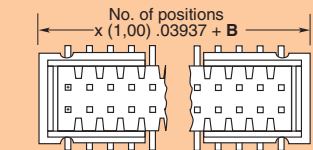
APPLICATION SPECIFIC OPTION

End shrouds with board locks available. Molded end shrouds available for 05 through 08 positions. Call Samtec.

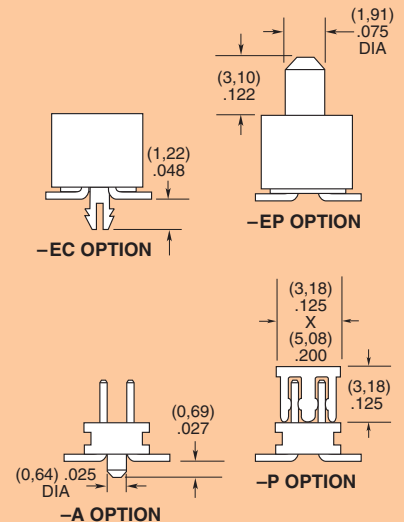
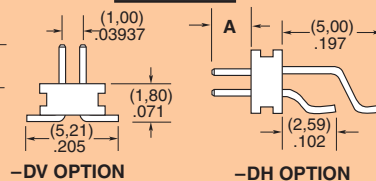
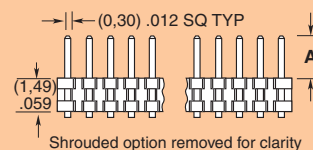
TYPE STRIP	1	NO. PINS PER ROW	LEAD STYLE	PLATING OPTION
FTMH = SMT Micro		FTMH = 05 thru 50	-02 = (1,91 mm) .075" Post (Mates with MLE)	-F = Gold flash on post, Matte Tin on tail
FTM = Micro Low Profile		FTM = 02 thru 50 (unshrouded) = 05 thru 46 (shrouded)	-03 = (1,65 mm) .065" Post (Mates with CLM)	-L = 10µ" (0,25 µm) Gold on post, Matte Tin on tail



FTMH	
OPTION	B
-ES	(1,57) .062
-EC	(4,06) .160
-EP	(5,49) .216



FTMH	
LEAD STYLE	A
-02	(1,91) .075
-03	(1,65) .065




Note: Some lengths, styles and options are non-standard, non-returnable.


Due to technical progress, all designs, specifications and components are subject to change without notice.

WWW.SAMTEC.COM


FTMH-122-02-F-DV-EC




FTMH-135-02-F-DH



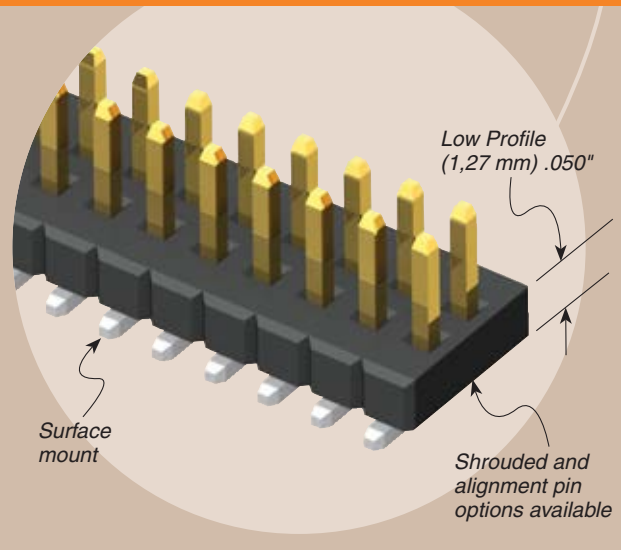

FTMH-128-03-L-DV-EP



FTMH-120-02-L-DV

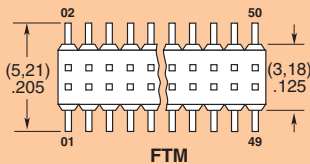


FTM-125-02-L-DV

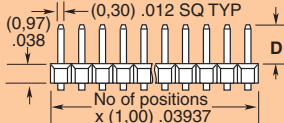
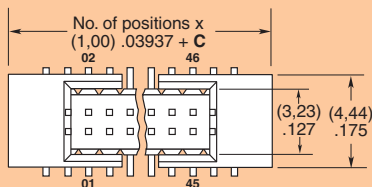


ROW OPTION

- DV = Dual Vertical
- DH = Dual Horizontal (FTMH only)



FTM



Shrouded options removed for clarity

FLEX SHROUD OPTIONS

(FTMH-DV only with 9 pins/row minimum)

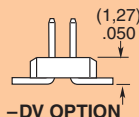
- ES = End Shroud
- EC = End Shroud with Locking Clip (Manual placement required)
- EP = End Shroud with Guide Post (Use only when mating with CLM)

(FTM only)

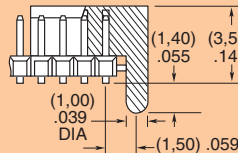
- S = End Shroud (05 positions minimum). Molded or press fit shroud at Samtec's discretion (See assembly print at www.samtec.com?FTM for dimensions)
- SA = End Shroud with Alignment Pins (05 through 46 positions)

FTM	
OPTION	C
-S	(7,00) .276
-SA	(4,00) .157

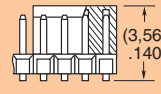
FTM	
LEAD STYLE	D
-02	(1,91) .075
-03	(1,65) .065



-DV OPTION



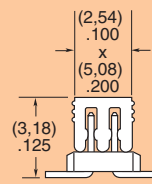
-SA OPTION



-S OPTION

OTHER OPTIONS

- A = Alignment Pin (3 positions minimum) Metal or plastic at Samtec discretion (FTMH-DV only)
- K = (2,50 mm) .098" DIA Polyimide Film Pick & Place Pad (FTMH-DH only)
- P = Plastic Pick & Place Pad (-DV only) (6 positions minimum)
- TR = Tape & Reel



-P OPTION

Due to technical progress, all designs, specifications and components are subject to change without notice.

WWW.SAMTEC.COM

SAMTEC USA • Tel: 1-800-SAMTEC-9 or 812-944-6733 SAMTEC NORTHERN CALIFORNIA • Tel: 408-395-5900 SAMTEC SOUTHERN CALIFORNIA • Tel: 1-800-726-8329
 SAMTEC AMERICA LATINA COMERCIO EXTERIOR LTDA • Tel: (+55 31) 3786 3227 SAMTEC UNITED KINGDOM • Tel: 44 01236 739292 SAMTEC GERMANY • Tel: +49 (0) 89 / 89460-0
 SAMTEC FRANCE • Tel: 33 01 60 95 06 60 SAMTEC ITALY • Tel: 39 039 6890337 SAMTEC NORDIC/BALTIC • Tel: +46-84477280 SAMTEC BENELUX • Tel: 44 01236 739292
 SAMTEC ISRAEL • Tel: 972-3-7526600 SAMTEC INDIA • Tel: +91-80-3272 1612 SAMTEC ASIA PACIFIC • Tel: 65 6745-5955 SAMTEC JAPAN • Tel: 045-475-1385 SAMTEC CHINA • Tel: 86-21-6083 3766
 SAMTEC TAIWAN • Tel: 886-2-2735-6109 SAMTEC HONG KONG • Tel: 852-26904858 SAMTEC KOREA • Tel: 82-31-717-5685 SAMTEC ANZ • Tel: 613 9560 0683