

● PROFESSIONAL LED INDICATORS Ø12.7mm Mounting

FEATURES



695 SERIES

PACK QUANTITY = 10 PIECES

- Natural Anodised Aluminium
- Low profile styling, sunlight readable LEDs
- Sealed to IP67
- Flying lead terminations available
- Suitable for high vibration applications
- Internal reverse protection diode fitted as standard in all voltage models.

SPECIFICATION

Ordering Information & Typical Technical Characteristics (Ta = 25°C)

Mean Time Between Failure = 100,000 Hours. Luminous intensity figures refer to the unmodified discrete LED.

PART NUMBER	COLOUR	LENS	VOLTAGE DC (Vdc) Vopr	CURRENT DC (mA) Iopr	LUMINOUS INTENSITY Iv@20mA (mcd)	WAVE LENGTH λp (nm)	OPERATING TEMP Topr	STORAGE TEMP Tstg	
HIGH INTENSITY									
695-501-21	Red	Smoked	12	20	11000	643	-40 ~ +95 [^]	-40 ~ +100	Yes
695-521-21	Yellow	Smoked	12	20	16000	591	-40 ~ +95 [^]	-40 ~ +100	Yes
695-532-21	Green	Smoked	12	20	23000	527	-40 ~ +95 [^]	-40 ~ +100	Yes
695-930-21	Blue	Smoked	12	20	7000	470	-40 ~ +95 [^]	-40 ~ +100	Yes
695-997-21	Cool White	Smoked	12	20	14000	*see below	-40 ~ +95 [^]	-40 ~ +100	Yes
695-501-23	Red	Smoked	24-28	20	11000	643	-40 ~ +95 [^]	-40 ~ +100	Yes
695-521-23	Yellow	Smoked	24-28	20	16000	591	-40 ~ +95 [^]	-40 ~ +100	Yes
695-532-23	Green	Smoked	24-28	20	23000	527	-40 ~ +95 [^]	-40 ~ +100	Yes
695-930-23	Blue	Smoked	24-28	20	7000	470	-40 ~ +95 [^]	-40 ~ +100	Yes
695-997-23	Cool White	Smoked	24-28	20	14000	*see below	-40 ~ +95 [^]	-40 ~ +100	Yes
UNITS			Vdc	mA	mcd	nm	°C	°C	



Other voltages AC/DC available. Please contact our Technical Sales.

[^] = Products must be derated according to the derating information. Each derating graph refers to specific LEDs.

997F-C	*Typical emission colour cool white			
x	0.245	0.361	0.356	0.264
y	0.229	0.385	0.351	0.220

Intensities (Iv) and colour shades of white (x,y co-ordinates) may vary between LEDs within a batch.

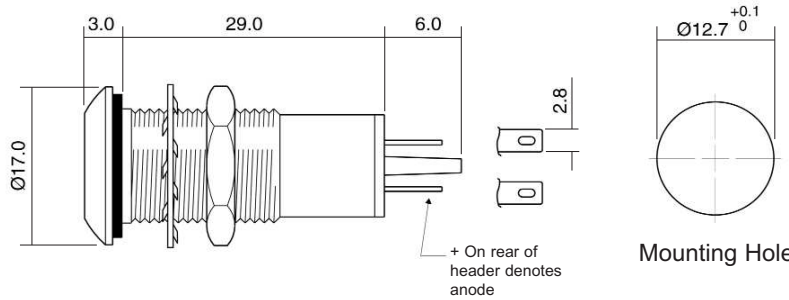
How to Order:

website: www.marl.co.uk • email: sales@marl.co.uk •

• Telephone +44 (0)1229 582430 • Fax: +44 (0)1229 585155

The information contained in this datasheet does not constitute part of any order or contract and should not be regarded as a representation relating to either products or service. Marl International reserve the right to alter without notice the specification or any conditions of supply for products or service.

695 Series



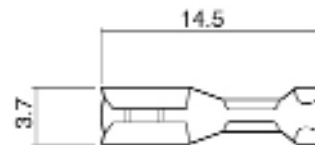
Dimensions in mm (Typical)
Not to scale

Mounting hole to be clean and burr free

MATERIALS

Body	Natural anodised aluminium
Nut	Natural anodised aluminium
Panel Seal	Viton
Termination	Brass to BS2874 CZ108 copper flash undercoat with silver flash finish
Lock Washer	Spring Steel
Fresnel lens	Polycarbonate
Encapsulation	PC5430 resin
Header	Nylon 6 A82

PUSH-ON CONNECTORS



925-000-00 is brass tin plated.
For use with 695 series lamps.

Dimensions in mm (Typical)
Not to scale

TECHNICAL CHARACTERISTICS

SERIES	MAXIMUM POWER DISSIPATION	MAXIMUM REVERSE VOLTAGE	PANEL CUTOUT	NUT MOUNTING TORQUE	MINIMUM MOUNTING CENTRES	MIN/MAX. PANEL THICKNESS
695	825	1000	12.7	1.0	19.5	2.0-10.0
	mw	Vdc	mm	Nm	mm	mm

OPTIONAL FLYING LEAD TERMINATIONS

ORDER CODE SUFFIX	SUPPLY VOLTAGE	WIRE COLOUR	WIRE LENGTH	NO/DIAMETER OF CONDUCTORS	DIAMETER OVER INSULATION	COMMENTS
15	DC Products	Red-anode / Black-cathode	150mm	19/0.15mm	1.2mm	Customised lengths available
15	AC Products	Brown-live / Blue-neutral	150mm			
19	DC Products	Red-anode / Black-cathode	1000mm			
19	AC Products	Brown-live / Blue-neutral	1000mm			

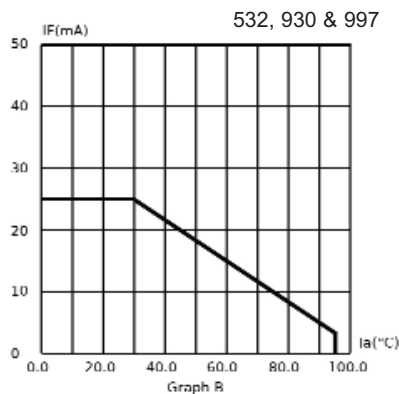
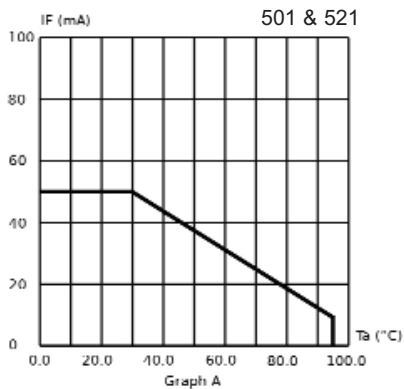
website: www.marl.co.uk • email: sales@marl.co.uk •
• Telephone +44 (0)1229 582430 • Fax: +44 (0)1229 585155

The information contained in this datasheet does not constitute part of any order or contract and should not be regarded as a representation relating to either products or service. Marl International reserve the right to alter without notice the specification or any conditions of supply for products or service.



BS EN ISO 9001:2000
Approved Manufacturer

DERATING INFORMATION



PART NO.	COLOUR	VOLTAGE DC (Vdc) Vopr
695-501-20-15	Red	5/6Vdc
695-501-22-52	Red	24Vdc
695-501-25-50	Red	110Vdc
695-501-25-51	Red	110Vdc
695-501-25-52	Red	110Vdc
695-501-42	Red	15Vdc
695-501-58	Red	70Vdc
695-501-72	Red	24Vac
695-501-74	Red	48Vac
695-509-22	Yellow	24Vdc
695-509-75	Yellow	110Vac
695-521-22-51	Yellow	24Vdc
695-521-25-50	Yellow	110Vdc
695-521-25-52	Yellow	110Vdc
695-521-58	Yellow	70Vdc
695-521-58-19	Yellow	70Vdc
UNITS		

PART NO.	COLOUR	VOLTAGE DC (Vdc) Vopr
695-521-72	Yellow	24Vac
695-521-74	Yellow	48Vac
695-532-25-50	Green	110Vdc
695-532-25-52	Green	110Vdc
695-532-58	Green	70Vdc
695-532-58-19	Green	70Vdc
695-906-75	Yellow	110Vac
695-930-20-15	Blue	5/6Vdc
695-930-25-50	Blue	110Vdc
695-930-52-50	Blue	5Vdc
695-930-76	Blue	230Vac
695-997-72	White	24Vac
695-997-74	White	48Vac
695-997-76	White	230Vac
UNITS		

The products listed above illustrate all of the options available to order. These products may have custom modifications that alter their operation beyond the generic information contained within this datasheet. Please contact sales for further information.

website: www.marl.co.uk • email: sales@marl.co.uk •
 • Telephone +44 (0)1229 582430 • Fax: +44 (0)1229 585155

The information contained in this datasheet does not constitute part of any order or contract and should not be regarded as a representation relating to either products or service. Marl International reserve the right to alter without notice the specification or any conditions of supply for products or service.



BS EN ISO 9001:2000
Approved Manufacturer