

# Common mode Filters for CAN(Contoller Area Network)

## FEATURES

- Operating temperature range from -40°C to +125°C.
- Non-soldered internal construction provides excellent heat resistance – to ensure effective circuit board mounting.
- Robust lead frame termination – provides sound and flexible mechanical construction.
- Lead free soldering applicable
- AEC-Q200 compliant

## APPLICATION

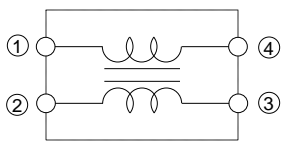
This SMD type product is effective in reducing noise associated with the internal communication networks used within automotive vehicles. (CAN-bus system)

## PRODUCT IDENTIFICATION

**ACT45C - 510 - 2P - TL - 000**  
 (1) (2) (3) (4) (5)

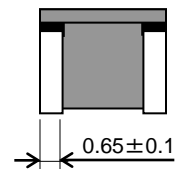
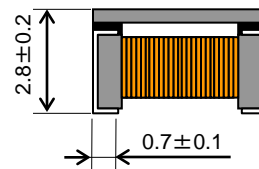
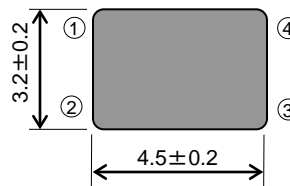
- (1) Series name
- (2) Inductance typ. Value
- (3) Numbers of lines  
2P : 2 lines
- (4)Packing style  
TL : Taping  $\varnothing$  330mm reel 2,500pcs.
- (5)Control mark

## EQUIVALENT CIRCUIT



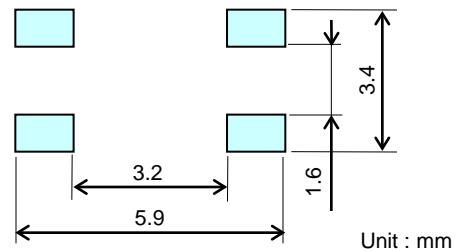
No directionality

## SHAPES AND DIMENSIONS



Unit : mm

## RECOMMENDED PATTERN



Unit : mm

## ELECTRICAL CHARACTERISTICS

Part No.	Common-mode Z/ ( $\wedge$ ) at 10MHz	Common-mode L ( $\mu$ H) typ. at 100kHz	Stray L ( $\mu$ H) typ. at 100kHz	DC resistance ( $\wedge$ )max.	Rated current DC(A)max.	Rated voltage DC(V)max.	Insulation Resistance (M $\wedge$ )min.
ACT45C-110-2P	300min.(600typ.)	11+50/-30%	0.05	0.6	0.25	50	10
ACT45C-220-2P	500min. (1200typ.)	22+50/-30%	0.08	1.0	0.2	50	10
ACT45C-510-2P	1000min. (2800typ.)	51+50/-30%	0.15	1.0	0.2	50	10
ACT45C-101-2P	2000min.(5800typ.)	100+50/-30%	0.20	2.0	0.15	50	10

# Common mode Filters for CAN(Contoller Area Network)

## /Z/ vs. FREQUENCY CHARACTERISTICS

