

PLEASE CHECK WWW.MOLEX.COM FOR LATEST PART INFORMATION

Part Number: [0050841150](#)
Status: **Active**
Overview: [mlx](#)
Description: 2.13mm (.084") Diameter MLX™ Power Crimp Housing Plug, 15 Circuits

Documents:

[3D Model](#) [Product Specification PSX-42022-0002 \(PDF\)](#)
[Drawing \(PDF\)](#) [RoHS Certificate of Compliance \(PDF\)](#)
[Product Specification PS-42022-0001 \(PDF\)](#)

Agency Certification

CSA LR19980
 UL E29179

General

Product Family Crimp Housings
 Series [42021](#)
 Comments Glow Wire Equivalent Part Number [366430008](#)
 Overview [mlx](#)
 Product Name MLX™

Physical

Circuits (maximum) 15
 Circuits Detail 15
 Color - Resin Natural
 Flammability 94V-2
 Gender Male
 Glow-Wire Compliant No
 Keying to Mating Part None
 Lock to Mating Part Yes
 Material - Resin Nylon
 Number of Rows 5
 Packaging Type Bag
 Panel Mount No
 Pitch - Mating Interface (in) 0.250 In
 Pitch - Mating Interface (mm) 6.35 mm
 Polarized to Mating Part Yes
 Stackable No
 Temperature Range - Operating -55°C to +105°C

Electrical


Current - Maximum per Contact 11A

Material Info

Old Part Number 42021-15A

Reference - Drawing Numbers

Packaging Specification PK-42021-**
 Product Specification PS-42022-0001, PSX-42022-0002
 Sales Drawing SD-42021-**



EU RoHS

ELV and RoHS Compliant
REACH SVHC
 Not Reviewed
Halogen-Free Status

China RoHS



Need more information on product environmental compliance?

Email productcompliance@molex.com
 For a multiple part number RoHS Certificate of Compliance, [click here](#)

Please visit the [Contact Us](#) section for any non-product compliance questions.

Search Parts in this Series

[42021Series](#)

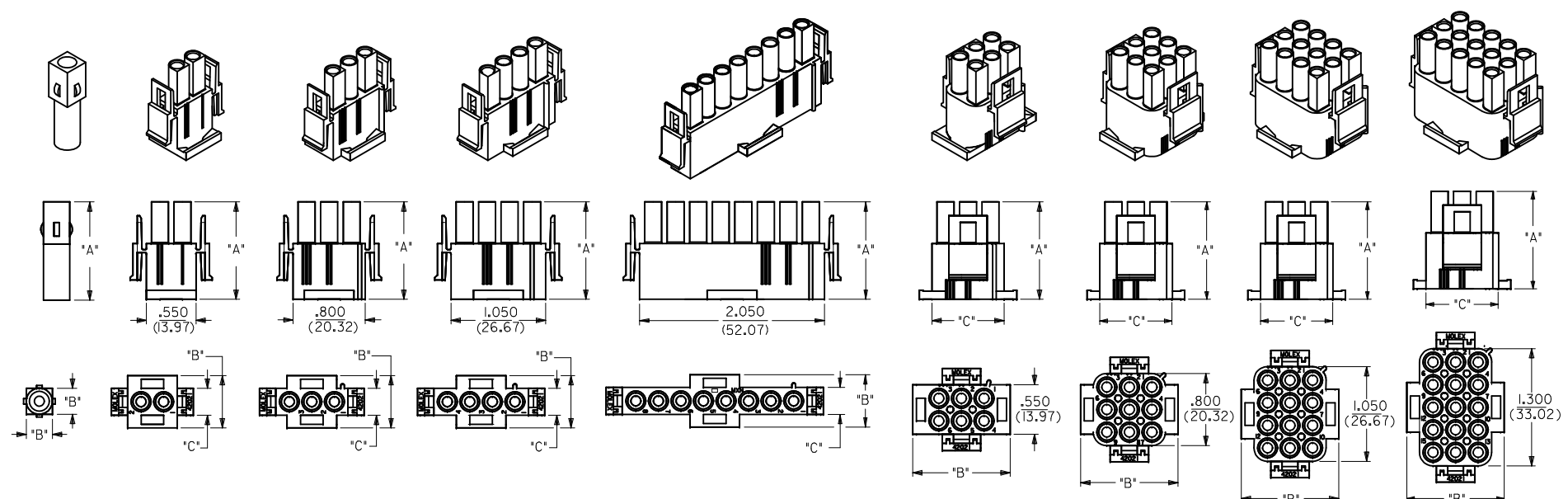
Mates With

[42002 MLX™ Power Connector Header](#),
[42022 MLX™ Pin and Socket Receptacle](#),
[43255 MLX™ Power Connector Header](#)

Use With

MLX Crimp Terminal [42023](#) , [42024](#)

13 12 11 10 9 8 7 6 5 4 3 2 1



ENTER DESCRIPTION EC NO: 12009-0552 DRWN: HMR01 CHKD: KRASAD APPR: KRASAD 2009/12/01 2009/12/02 2009/12/15	QUALITY SYMBOLS ▽=0 ▽=0	GENERAL TOLERANCES (UNLESS SPECIFIED)		DIMENSION STYLE IN/MM	SCALE 1:1	DESIGN UNITS INCH	THIRD ANGLE PROJECTION	
		4 PLACES ± --- ± ---	3 PLACES ± --- ± .010	DRAWN BY RK	DATE 87/11/16	TITLE HOUSING, PLUG .084/(2.13) DIA. SERIES		
		2 PLACES ± 0.25 ± 0.14	1 PLACE ± 0.36 ± ---	CHECKED BY GWF	DATE 87/11/16	MOLEX INCORPORATED		
		ANGULAR ± ---°	DRAFT WHERE APPLICABLE MUST REMAIN WITHIN DIMENSIONS	APPROVED BY GWF	DATE 87/11/16	MATERIAL NO. SEE TABLE	DOCUMENT NO. SD-42021-**	SHEET NO. 1 OF 2
C4	REV	THIS DRAWING CONTAINS INFORMATION THAT IS PROPRIETARY TO MOLEX INCORPORATED AND SHOULD NOT BE USED WITHOUT WRITTEN PERMISSION						

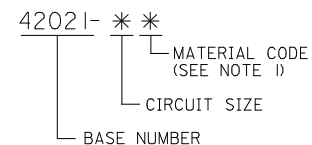
12 11 10 9 8 7 6 5 4 3 2 1

PART NO.	ENG. NO.	CIRCUIT SIZE	MATERIAL (SEE NOTE 1)	DIM. "A"	DIM. "B"	DIM. "C"	STATUS
050-84-1010	42021-1A	1	A				ACTIVE
050-84-1011	42021-1B	1	B	1.080	.290	----	VOID
050-84-1015	42021-1C	1	C	(27.43)	(7.37)		ACTIVE
366430001	36643-001	1	E				ACTIVE
050-84-1020	42021-2A	2	A				ACTIVE
050-84-1021	42021-2B	2	B	1.080	.580	.300	VOID
050-84-1025	42021-2C	2	C	(27.43)	(14.73)	(7.62)	ACTIVE
366430002	36643-002	2	E				ACTIVE
050-84-1030	42021-3A	3	A				ACTIVE
050-84-1031	42021-3B	3	B	1.080	.580	.300	VOID
050-84-1035	42021-3C	3	C	(27.43)	(14.73)	(7.62)	ACTIVE
366430003	36643-003	3	E				ACTIVE
050-84-1040	42021-4A	4	A				ACTIVE
050-84-1041	42021-4B	4	B	1.080	.580	.300	VOID
050-84-1045	42021-4C	4	C	(27.43)	(14.73)	(7.62)	ACTIVE
366430004	36643-004	4	E				ACTIVE
050-84-1060	42021-6A	6	A				ACTIVE
050-84-1061	42021-6B	6	B	1.080	1.080	.800	VOID
050-84-1065	42021-6C	6	C	(27.43)	(27.43)	(20.32)	ACTIVE
366430005	36643-005	6	E				ACTIVE
PRELIMINARY	42021-8A	8	A	1.080	.580	.300	ACTIVE
PRELIMINARY	42021-8B	8	B	(27.43)	(14.73)	(7.62)	ACTIVE
PRELIMINARY	42021-8C	8	C				ACTIVE
050-84-1090	42021-9A	9	A				ACTIVE
050-84-1091	42021-9B	9	B	1.080	1.080	.800	VOID
050-84-1095	42021-9C	9	C	(27.43)	(27.43)	(20.32)	ACTIVE
366430006	36643-006	9	E				ACTIVE
050-84-1120	42021-12A	12	A				ACTIVE
050-84-1121	42021-12B	12	B	1.080	1.080	.800	VOID
050-84-1125	42021-12C	12	C	(27.43)	(27.43)	(20.32)	ACTIVE
366430007	36643-007	12	E				ACTIVE
050-84-1150	42021-15A	15	A				ACTIVE
050-84-1151	42021-15B	15	B	1.080	1.080	.800	VOID
050-84-1155	42021-15C	15	C	(27.43)	(27.43)	(20.32)	ACTIVE
366430008	36643-008	15	E				ACTIVE
366480001	36648-001	1	D		.290(7.37)	----	ACTIVE
366480002	36648-002	2	D	1.080		.300	ACTIVE
366480003	36648-003	3	D	(27.43)	.580	(7.62)	ACTIVE
366480004	36648-004	4	D				ACTIVE
366480005	36648-005	6	D				ACTIVE
366480006	36648-006	9	D	1.080	1.080	.800	ACTIVE
366480007	36648-007	12	D	(27.43)	(27.43)	(20.32)	ACTIVE
366480008	36648-008	15	D				ACTIVE
366410001	36641-001	4	D	1.080	.580(14.73)	.300(7.62)	OBSOLETE
366410002	36641-002	9	D	(27.43)	1.080(27.43)	.800(20.32)	OBSOLETE

NOTES:

- 1) MATERIAL CODES:
 "A"= NYLON TYPE 6/6, 94V-2
 COLOR: NATURAL (WHITE/TRANSLUCENT)
 "B"= NYLON TYPE 6/6, 94V-0
 COLOR: (BRICK RED)
 "C"= NYLON TYPE 6/6, 94V-0
 COLOR: NATURAL (WHITE)
 "D"= NYLON, 94V-2
 COLOR: BLACK (ZYTEL 101F)
 "E"= NYLON 94V-2
 COLOUR:NATURAL
 GLOW WIRE COMPATIBLE WITH CTI OF 325 VOLTS,
 ACCORDING TO IEC 60335-4TH EDITION
- 2) UNLESS OTHERWISE INDICATED, DIMENSIONS ARE FOR REFERENCE ONLY.
- 3) PLUG HOUSINGS MATE WITH :
 - CAP HOUSINGS, .084/(2.13) DIA. SERIES: (42022-***)
 - HEADER ASSEMBLY HOUSINGS, .084/(2.13) DIA. SERIES: (A-42002-*****)
- 4) HOUSINGS DESIGNED TO BE USED WITH TERMINALS :
 - PINS, .084/(2.13) DIA. SERIES: (42023-*****)
 - SOCKETS, .084/(2.13) DIA. SERIES: (42024-*****)
- 5) CONTACTS ARE ON .250/(6.35) GRID CENTERLINE SPACING.
- 6) PRODUCT SPECIFICATION PS-42022-0001 APPLIES.
- 7) LEGEND SCHEME IS NOT APPLICABLE FOR GLOW WIRE COMPATIBLE PART NUMBERS

LEGEND:



ENTER DESCRIPTION EC NO: I2009-055Z 2009/12/01 DRWN: HMR01 CHKD: KRASAD 2009/12/02 APPR: KRASAD 2009/12/15	QUALITY SYMBOLS ▽=0 ▽=0	GENERAL TOLERANCES (UNLESS SPECIFIED)		DIMENSION STYLE IN/MM		SCALE 1:1	DESIGN UNITS INCH	THIRD ANGLE PROJECTION	
		4 PLACES ± --- ± ---	mm INCH	DRAWN BY RK	DATE 87/11/16	TITLE HOUSING, PLUG .084/(2.13) DIA. SERIES			
		3 PLACES ± --- ± .010		CHECKED BY GWF	DATE 87/11/16	MATERIAL NO.			
		2 PLACES ± 0.25 ± 0.14		APPROVED BY GWF	DATE 87/11/16	MOLEX INCORPORATED		DOCUMENT NO.	SHEET NO.
DRAFT WHERE APPLICABLE MUST REMAIN WITHIN DIMENSIONS		SEE TABLE		THIS DRAWING CONTAINS INFORMATION THAT IS PROPRIETARY TO MOLEX INCORPORATED AND SHOULD NOT BE USED WITHOUT WRITTEN PERMISSION		SD-42021-***		2 OF 2	