


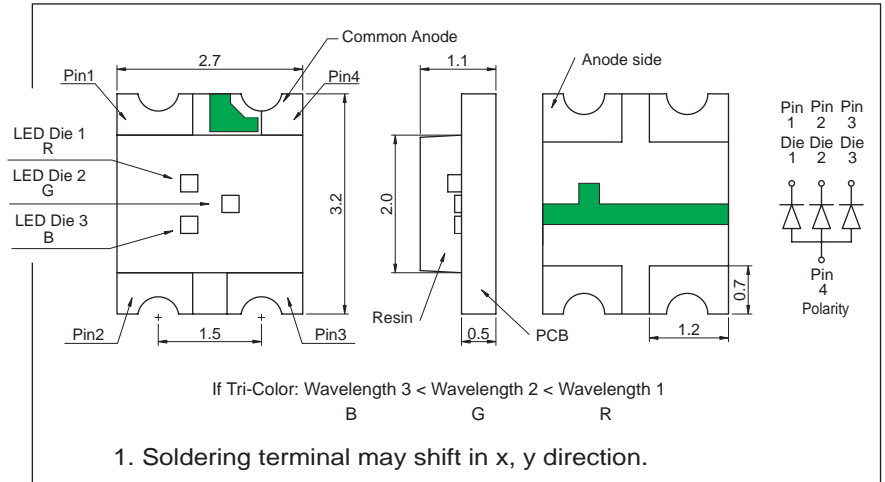
Characters

- Chip LED (3.2x2.7x1.1)
- Super compact type
- Tri-color

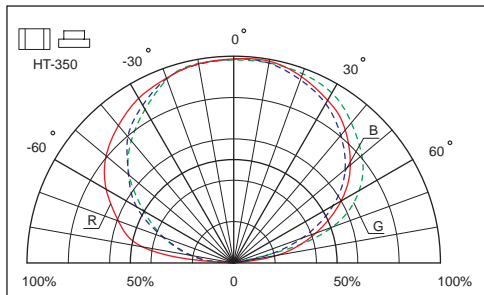
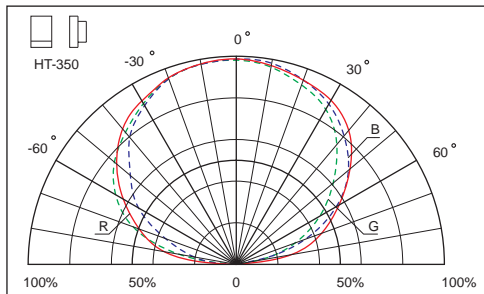


Package Outline Dimensions

(Unit:mm Tolerance:+/-0.1)

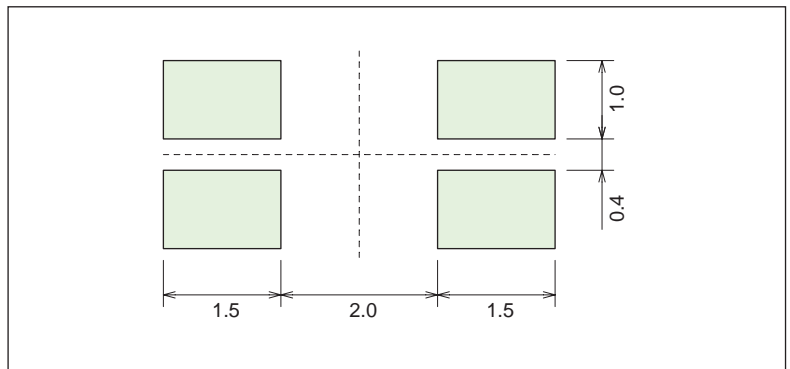


Directive Characteristics



Recommended Soldering Pattern

Unit: mm



Absolute Maximum Ratings

(Ta=25 °C)

Item	Symbol	Value					Unit
		GaP	GaAsP	AllnGaP	GaN	InGaN	
Power Dissipation	P _D	65	65	72	68	78	mW
DC Forward Current	I _F	25	25	30	15	20	mA
Pulsed Forward Current	I _{FP} *	100	100	100	35	80	mA
Reverse Voltage (I _R = 100uA)	V _R	5					V
Operating Temperature	T _{OP}	-30 to 80					°C
Storage Temperature	T _{ST}	-40 to 85					°C

*Condition for I_{FP} is pulse of 1/10 duty and 0.1msec width

Electrical-Optical Characteristics

(Ta=25 °C)

code for parts	Lighting Color	Material	Forward Voltage (V)		Wavelength (nm) typ			Luminous Intensity (mcd)*		I _F (mA)
			typ	max	λ _D	λ _P	Δλ	min	typ	
HT-350FC	Super Bright Orange	GaAsP	2.1	2.6	629	642	35	4	10	20
	Yellow Green	GaP	2.2	2.6	573	568	30	6.3	14	20
	Blue	GaN	4.2	4.5	466	428	65	2.5	8	20
HT-350FCQ	Ultra Bright Orange	AllnGaP	1.9	2.4	622	636	17	25	60	20
	Ultra Bright Yellow Green	AllnGaP	2.0	2.4	573	574	20	25	40	20
	Blue	InGaN	3.3	3.9	470	468	40	25	40	20
HT-350FCH	Ulter Bright Orange	AllnGaP	1.9	2.4	622	636	17	25	60	20
	Green	InGaN	3.3	3.9	527	520	40	63	130	20
	Blue	InGaN	3.3	3.9	470	468	40	25	40	20
HT-350FDH	Ultra Bright Amber	AllnGaP	1.9	2.4	605	609	17	25	60	20
	Green	InGaN	3.3	3.9	527	520	40	63	130	20
	Blue	InGaN	3.3	3.9	470	468	40	25	40	20

*Per NIST standards



Full Color Chip LED Display