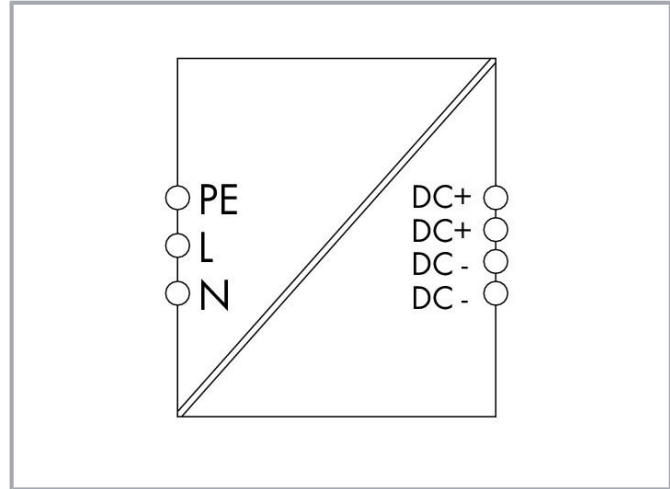


Data sheet | Item number: 787-1201

Switched-mode power supply; Compact; 1-phase; 12 VDC output voltage;
2.5 A output current; DC-OK LED

www.wago.com/787-1201



Subject to changes. Please also observe the further product documentation!

WAGO Kontakttechnik GmbH & Co. KG
Hansastr. 27
32423 Minden
Phone: +49571 887-0 | Fax: +49571 887-169
Email: info.de@wago.com | Web: www.wago.com

Do you have any questions about our products?
We are always happy to take your call at +49 (571) 887-44222.



Item description

Features:

- Stepped profile for installation in standard distribution boards
- Removable front panel and screw mounts for alternative installation in distribution boxes or devices
- Pluggable *picoMAX*[®] Connection Technology (tool-free)
- Suitable for both parallel and series operation
- Electrically isolated output voltage (SELV) per EN 60335-1; PELV per EN 60204

Subject to changes. Please also observe the further product documentation!

Data

Technical data

Nominal output voltage $U_{o\ nom}$	DC 12 V (SELV)
Output voltage range	DC 10 ... 14 V (adjustable)
Default setting	DC 12 V
Nominal output current $I_{o\ nom}$	2.5 A
Nominal output power	30 W
Control deviation	$\leq 1\ %$
Deviation, dynamic load change 10 ... 90 %	$\leq 1\ %$
Residual ripple	$\leq 100\ mV$ (peak-to-peak)
Overload behavior	Constant power (in overload range: $1.05 \dots 1.35 \times I_{o\ nom}$); Shutdown and automatic restart in the event of a short circuit or permanent overload
Power loss P_I	$\leq 0.5\ W$ (230 VAC; No load)
Power loss (max.) $P_{I\ (max.)}$	4.5 W (100 VAC / 12 VDC; 2.5 A)
Efficiency (typ.)	88 % (230 VAC; Nominal load); 87.5 % (110 VAC; Nominal load)
Isolation voltage (Pri.-Sec.)	DC 4.242 kV
Isolation voltage (Pri.-GND)	DC 2.12 kV
Protection class	I
Protection type	IP20 (per EN 60529)
Resistance to reverse feed	$\leq DC\ 16\ V$
Overvoltage category	II
Pollution degree	2
Transient suppression (primary)	Varistor
Overvoltage protection; secondary	$\leq 20\ VDC$ (in the event of a fault)
Short-circuit-protected	Yes
Open-circuit-proof	Yes
Parallel operation	Yes, for devices of the same type
Series operation	Yes, for 2 devices of the same type
MTBF	> 3,500,000 h (at 25 °C; per IEC 61709); > 800,000 h (at 40 °C; per IEC 61709)
Internal fuse	T 1 A / 250 VAC
Required backup fusing	An external DC fuse is required for the DC input voltage.
Recommended backup fusing	Circuit breaker: 6 A, 10 A or higher; Tripping characteristic: B
Signaling	1 x LED DC OK (green)

Subject to changes. Please also observe the further product documentation!



Operation status indicator	Green LED (U _o)
Phases	1
Nominal input voltage U _{i nom}	1 x AC 100 ... 240 V; DC 140 ... 340 V
Input voltage range	AC 90 ... 264 V; DC 125 ... 375 V
Input voltage derating	-1.5 %/V (< 100 VAC)
Nominal mains frequency range	47 ... 63 Hz; 0 Hz
Input current I _i	≤ 0.6 A (100 VAC; 2.5 ADC)
Discharge current	≤ 0.25 mA
Inrush current	≤ 30 A (NTC)
Power factor	≥ 0.5
Power factor correction (PFC)	Passive
Mains failure hold-up time	≥ 1000 ms (230 VAC)

Connection data

Connection type (1)	Input/Output
Connection technology	Push-in CAGE CLAMP®
WAGO Connector	<i>picoMAX</i> ® 5.0, WAGO 2092 Series
Solid conductor	0.2 ... 2.5 mm ² / 24 ... 12 AWG
Fine-stranded conductor	0.2 ... 2.5 mm ² / 24 ... 12 AWG
Strip length	9 ... 10 mm / 0.35 ... 0.39 inch

Physical data

Width	54 mm / 2.126 inch
Height	90 mm / 3.543 inch
Depth	56 mm / 2.205 inch
Depth from upper edge of DIN-rail	52.5 mm / 2.067 inch
Note (dimensions)	Depth: 48 mm (without cover)

Mechanical data

Mounting type	DIN-35 rail Screw mount (back/side)
---------------	--

Material data

Flammability class per UL94	V0
Weight	318.5 g

Subject to changes. Please also observe the further product documentation!

Environmental requirements

Surrounding air temperature (operation)	-25 ... 70 °C
Surrounding air temperature (storage)	-40 ... 85 °C
Relative humidity	20 ... 90 % (no condensation permissible)
Derating	-0.8 %/K (> 45 °C)

Standards and specifications


Conformity marking	CE
Standards/Specifications	EN 61204-3 EN 60335-1 UL 508

Commercial data

PU (SPU)	1 Each
Packaging type	box
Country of origin	CN
GTIN	4055143863308
Customs tariff number	85044082900



Approvals / Certificates

UL-Approvals

Logo	Approval	Additional Approval Text	Certificate name
	UL Underwriters Laboratories Inc.	UL 508	E255817

Optional accessories


Tool

Operating tool		
	Item no.: 210-769 SCREWDRIVER; green	www.wago.com/210-769
	Item no.: 210-720 Operating tool; Blade: 3.5 x 0.5 mm; with a partially insulated shaft; multicoloured	www.wago.com/210-720

Ferrule

Subject to changes. Please also observe the further product documentation!

Ferrule

	Item no.: 216-203 Ferrule; Sleeve for 1 mm ² / AWG 18; insulated; electro-tin plated; red	www.wago.com/216-203
	Item no.: 216-202 Ferrule; Sleeve for 0.75 mm ² / 18 AWG; insulated; electro-tin plated; gray	www.wago.com/216-202
	Item no.: 216-204 Ferrule; Sleeve for 1.5 mm ² / AWG 16; insulated; electro-tin plated; black	www.wago.com/216-204
	Item no.: 216-201 Ferrule; Sleeve for 0.5 mm ² / 20 AWG; insulated; electro-tin plated; white	www.wago.com/216-201
	Item no.: 216-301 Ferrule; Sleeve for 0.25 mm ² / AWG 24; insulated; electro-tin plated; yellow	www.wago.com/216-301
	Item no.: 216-302 Ferrule; Sleeve for 0.34 mm ² / 22 AWG; insulated; electro-tin plated; green	www.wago.com/216-302

Strain relief

Strain relief plate

	Item no.: 2092-1601 Gripping plate; light gray	www.wago.com/2092-1601
---	--	--

Downloads

Documentation

Bid Text

787-1201 docx - Datei	2019. 7. 30.	docx 21.9 kB	Download
787-1201 X81 - Datei	2019. 7. 30.	xml 8.0 kB	Download

Instruction Leaflet

Stromversorgung COMPACT	V 1.2.0 2020. 8. 18.	pdf 2.7 MB	Download
-------------------------	-------------------------	---------------	----------

Additional Information

Disposal; Electrical and electronic equipment, Packaging	V 1.0.0	pdf 265.8 kB	Download
--	---------	-----------------	----------

Subject to changes. Please also observe the further product documentation!



Environmental Product Compliance

Compliance Search

Environmental Product Compliance 787-1201

URL

Download

Switched-mode power supply; Compact; 1-phase; 12 VDC output voltage; 2.5 A output current; DC-OK LED

Installation Notes

Product family

EPSITRON COMPACT Power

EPSITRON® COMPACT POWER: Compact, High-Performance Power Supplies

[Show all products from the family](#)

Subject to changes. Please also observe the further product documentation!