

## CSX2 Model

3.5X6 mm Low Profile SMD Crystal

**Frequency Range:** 12MHz to 45MHz (fund)  
**Calibration Tolerance:** ±10ppm to ±50ppm  
**Frequency Stability:** ±10ppm to ±100ppm  
**Temperature Range:** -20°C to 70°C  
**Storage:** -40°C to 85°C  
**Shunt Capacitance:** 5.0pF Max  
**Drive Level:** 50uW Typical, 300uW Max  
**Aging:** ±3ppm Max 1st/yr  
**ESR:** see table 1


**Packaging:** 1K Tape and Reel



**\*\* Custom Designs Available**

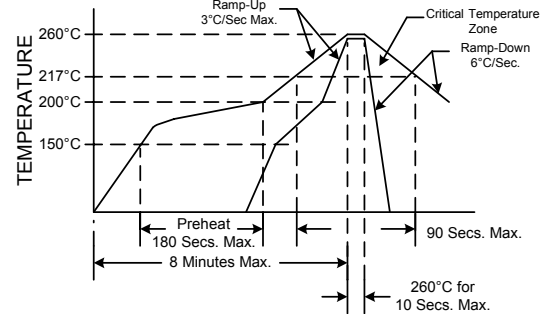
**Aging:** <3ppm 1st/yr Max

## Quartz Crystal

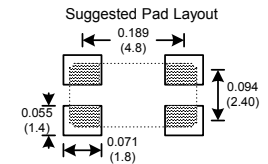
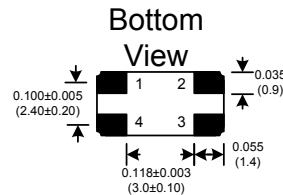

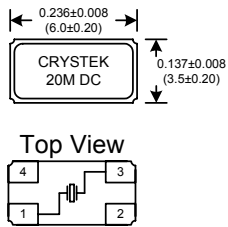


Designed to meet the precision and space requirements needed for wireless applications.

### RECOMMENDED REFLOW SOLDERING PROFILE



NOTE: Reflow Profile with 240°C peak also acceptable.



Dimensions inches (mm)  
All dimensions are Max unless otherwise specified.

### Build Your Own P/N

CSX2-XX-XX-Freq

Frequency Tolerance at 25°C	
A	±10 ppm
B	±25 ppm
C	±50 ppm

Frequency Stability over Temp Range		
A	±10 ppm	(-20 to 70°C)
B	±25 ppm	(-20 to 70°C)
C	±50 ppm	(-20 to 70°C)
D	±100 ppm	(-20 to 70°C)

Load Capacitance	
S=	Series
12=	12 pF
14=	14 pF
16=	16 pF
18=	18 pF
20=	20 pF
22=	22 pF
25=	25 pF
32=	32 pF

### Example:

CSX2-AB-18-44.736 = ±10ppm at 25°C, ±25ppm -20 to 70°C, 18pF Load Cap, Fund, 44.736MHz

PIN	Signal
1	Crystal
2	GND
3	Crystal
4	GND

Resistance at series resonance	
Freq. (MHz)	Max ESR
12.0 - 20.0 (F)	50
20.1 - 45.0 (F)	40

Table 1

Specifications subject to change without notice.

TD-021010 Rev.G



**Crystek Crystals Corporation**

12730 Commonwealth Drive • Fort Myers, FL 33913  
239.561.3311 • 800.237.3061 • FAX: 239.561.1025 • www.crystek.com