



SPST PIN Diode Switch Operating From 50 MHz to 67 GHz Up to +27 dBm and 1.85mm

PIN Diode Switches Technical Data Sheet

PE71S2023

Features

- SPST Reflective Switch
- 0.05 GHz to 67 GHz
- Insertion Loss 8.5 dB max
- Isolation 20 dB min
- Power Input +27 dBm CW max

Applications

- Test & Measurement
- Military Communication
- Commercial Communication

Description

The PE71S2023 is a Single Pole Single Throw (SPST) Reflective PIN Diode Switch that operates from 0.05 to 67 GHz. Electrical performance includes 8.5 dB max insertion loss, -4 dB max return loss, 20 dB min isolation, and 150 nsec max switching speed. The design incorporates TTL-compatible driver circuitry for accurate logic control. Operational temperature range is -30°C to +60°C and dual voltage controls of +5 Vdc and -5 Vdc are required. The package interface uses solder terminals and 1.85mm Female connectors.

Electrical Specifications

Description	Minimum	Typical	Maximum	Units
Frequency Range	0.05		67	GHz
Impedance		50		Ohms
Return Loss			-4	dB
Insertion Loss			8.5	dB
Isolation	20			dB
Switching Time			150	ns
Input Power (CW)			0.5	Watts
Positive Operating Voltage		5		V
Negative Operating Voltage		-5		V
Current @ 5 V		50		mA
Current @ -5 V		50		mA
Operating Temperature	-30		+60	deg C

Electrical Specification Notes:
 Specified switching time includes TTL driver delay.

Click the following link (or enter part number in "SEARCH" on website) to obtain additional part information including price, inventory and certifications: [SPST PIN Diode Switch Operating From 50 MHz to 67 GHz Up to +27 dBm and 1.85mm PE71S2023](#)





SPST PIN Diode Switch Operating From 50 MHz
to 67 GHz Up to +27 dBm and 1.85mm

PIN Diode Switches Technical Data Sheet

PE71S2023

Mechanical Specifications

Size

Length	1 in [25.4 mm]
Width	1 in [25.4 mm]
Height	0.5 in [12.7 mm]
Weight	0.11 lbs [49.9 g]
Design	Reflective, SPST
RF Connector	1.85mm Female
TTL Control Connector	Solder Pin

Environmental Specifications

Temperature

Operating Range	-30 to +60 deg C
ESD Sensitivity	ESD Sensitive Material. Transport material in Approved ESD bags. Handle only in ESD Workstation.



Compliance Certifications (visit www.Pasternack.com for current document)

Not RoHS Compliant

Plotted and Other Data

Notes:

Click the following link (or enter part number in "SEARCH" on website) to obtain additional part information including price, inventory and certifications: [SPST PIN Diode Switch Operating From 50 MHz to 67 GHz Up to +27 dBm and 1.85mm PE71S2023](#)

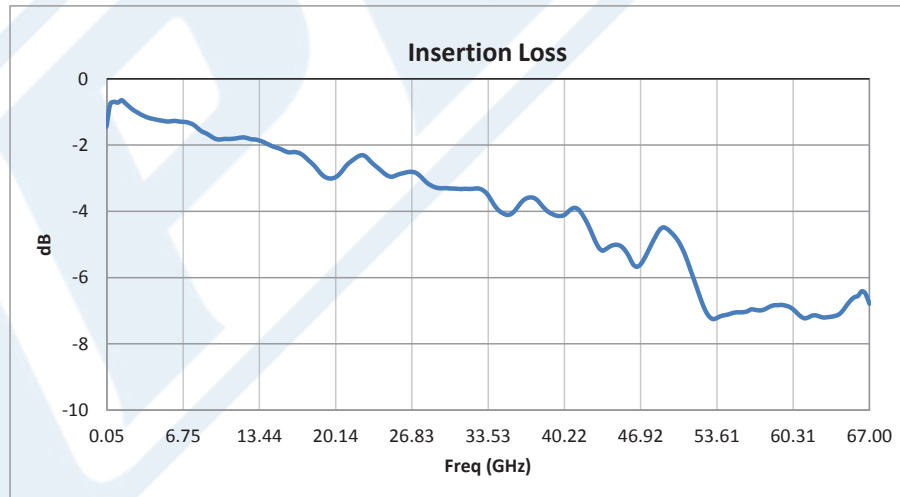
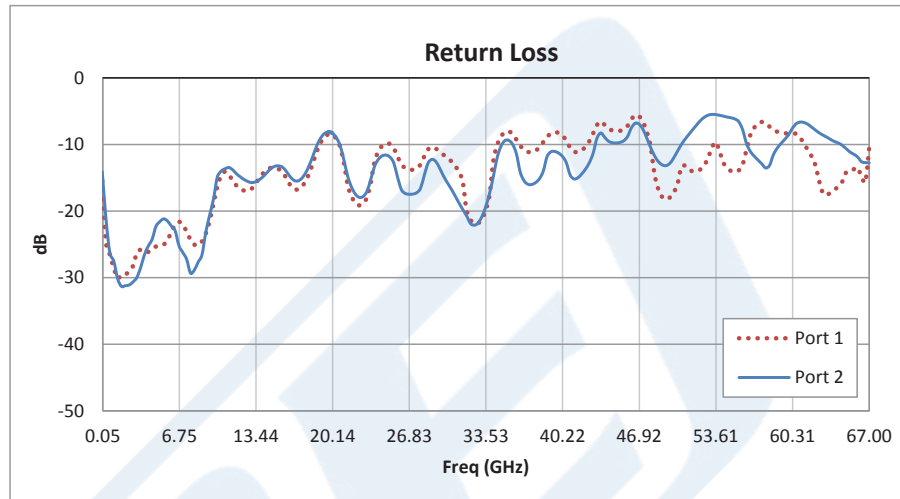


SPST PIN Diode Switch Operating From 50 MHz to 67 GHz Up to +27 dBm and 1.85mm

PIN Diode Switches Technical Data Sheet

PE71S2023

Typical Performance Data



Click the following link (or enter part number in "SEARCH" on website) to obtain additional part information including price, inventory and certifications: [SPST PIN Diode Switch Operating From 50 MHz to 67 GHz Up to +27 dBm and 1.85mm PE71S2023](#)

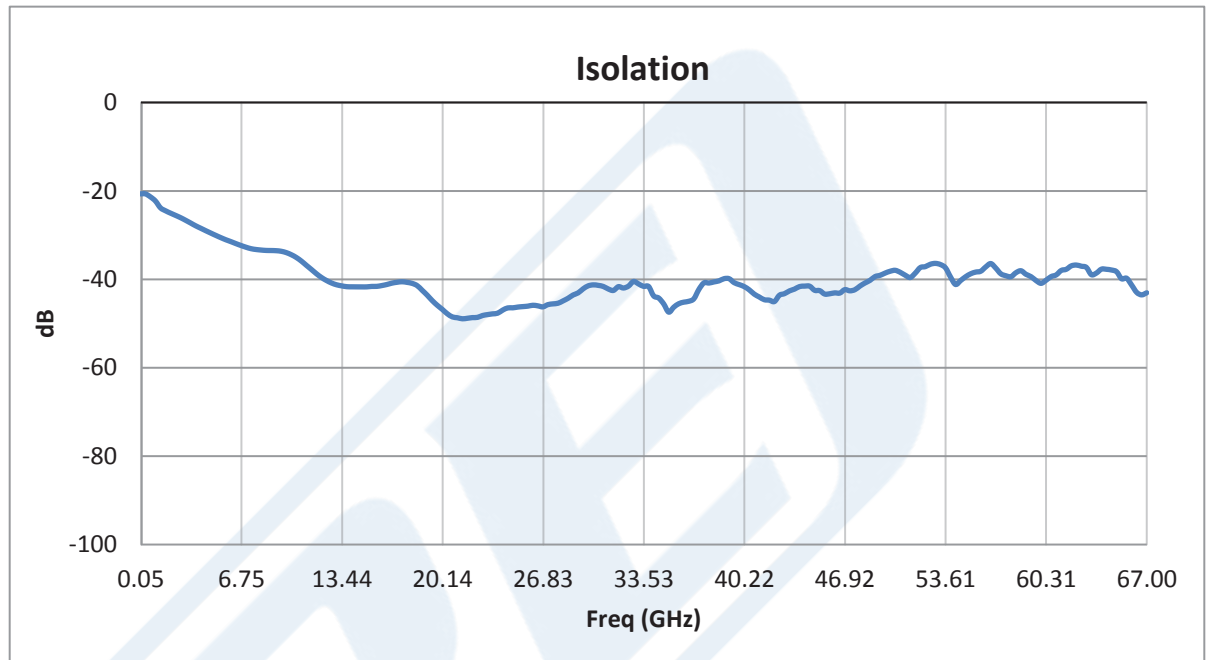




SPST PIN Diode Switch Operating From 50 MHz
to 67 GHz Up to +27 dBm and 1.85mm

PIN Diode Switches Technical Data Sheet

PE71S2023



SPST PIN Diode Switch Operating From 50 MHz to 67 GHz Up to +27 dBm and 1.85mm from Pasternack Enterprises has same day shipment for domestic and International orders. Our RF, microwave and millimeter wave products maintain a 99% availability and are part of the broadest selection in the industry.

Click the following link (or enter part number in "SEARCH" on website) to obtain additional part information including price, inventory and certifications: [SPST PIN Diode Switch Operating From 50 MHz to 67 GHz Up to +27 dBm and 1.85mm PE71S2023](http://www.pasternack.com/spst-pin-diode-switch-67-ghz-27-dbm-1.85mm-pe71s2023-p.aspx)

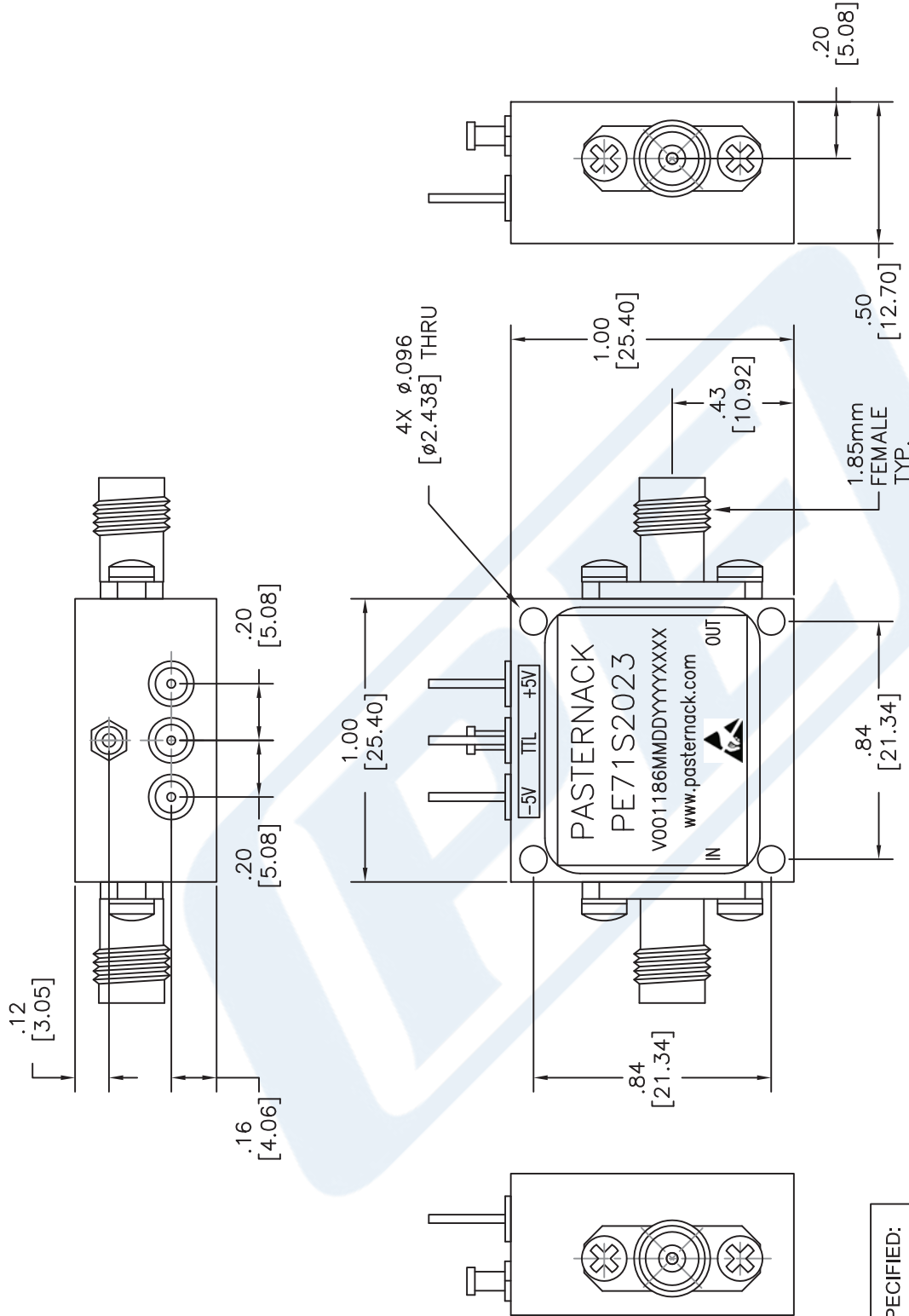
URL: <http://www.pasternack.com/spst-pin-diode-switch-67-ghz-27-dbm-1.85mm-pe71s2023-p.aspx>

The information contained in this document is accurate to the best of our knowledge and representative of the part described herein. It may be necessary to make modifications to the part and/or the documentation of the part, in order to implement improvements. Pasternack reserves the right to make such changes as required. Unless otherwise stated, all specifications are nominal. Pasternack does not make any representation or warranty regarding the suitability of the part described herein for any particular purpose, and Pasternack does not assume any liability arising out of the use of any part or documentation.



PE71S2023 CAD Drawing

SPST PIN Diode Switch Operating From 50 MHz to 67 GHz Up to +27 dBm and 1.85mm



UNLESS OTHERWISE SPECIFIED:
 DIMENSIONS ARE IN: inches
 TOLERANCES ARE: [mm]
 .XX ±.01 [±.25]
 .XXX ±.005 [±.127]

* THESE DIMENSIONS AND TOLERANCES
 SUPERSEDE NOTE #1 ON TITLE BLOCK.

- NOTES:
1. UNLESS OTHERWISE SPECIFIED ALL DIMENSIONS ARE NOMINAL.
 2. ALL SPECIFICATIONS ARE SUBJECT TO CHANGE WITHOUT NOTICE AT ANY TIME.
 3. DIMENSIONS ARE IN INCHES [mm].
 4. FITS MIL-C-17 AND EQUIVALENT CABLES.

DWG TITLE
PE71S2023

FSCM NO. 53919

CAD FILE 113015

SCALE N/A

SIZE A

2233

(PE) PASTERNAK®
 THE ENGINEER'S RF SOURCE

Pasternack Enterprises, Inc.
 P.O. Box 16759 | Irvine | CA | 92623

Phone: (949) 261-1920 | Fax: (949) 261-7451
 Website: www.pasternack.com | E-Mail: sales@pasternack.com