

LED NUMERIC DISPLAY, 1 DIGIT
BL-S400X-11XX
Features:

- 101.60mm (4.0") Single digit numeric display series, BI-COLOR TYPE
- Low current operation.
- Excellent character appearance.
- Easy mounting on P.C. Boards or sockets.
- I.C. Compatible.
- ROHS Compliance.


Electrical-optical characteristics: (Ta=25) (Test Condition: IF=20mA)

Part No		Chip			VF Unit:V		Iv TYP.(mcd)
Common Cathode	Common Anode	Emitted Color	Material	λ _P (nm)	Typ	Max	
BL-S400G-11SG-XX	BL-S400H-11SG-XX	Super Red	AlGaInP	660	2.10	2.50	75
		Green	GaP/GaP	570	2.20	2.50	80
BL-S400G-11EG-XX	BL-S400H-11EG-XX	Orange	GaAsP/GaP	635	2.10	2.50	75
		Green	GaP/GaP	570	2.20	2.50	80
BL-S400G-11DUG-XX	BL-S400H-11DUG-XX	Ultra Red	AlGaInP	660	2.10	2.50	132
		Ultra Green	AlGaInP	574	2.20	2.50	132
BL-S400G-11UEUG-XX	BL-S400H-11UEUG-XX	Ultra Orange	AlGaInP	630	2.10	2.50	80
		Ultra Green	AlGaInP	574	2.20	2.50	132

■ -XX: Surface / Lens color :

Number	0	1	2	3	4	5
Ref Surface Color	White	Black	Gray	Red	Green	
Epoxy Color	Water clear	White diffused	Red Diffused	Green Diffused	Yellow Diffused	

■ Absolute maximum ratings (Ta=25°C)

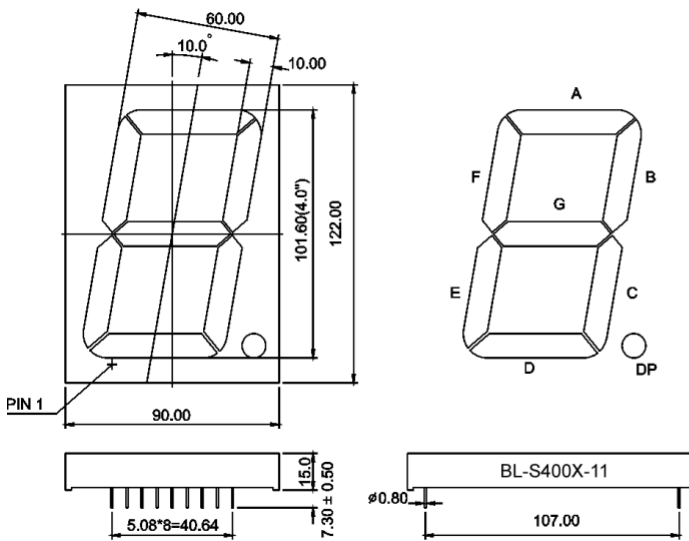
Parameter	S	G	E	D	UG	UE		U nit
Forward Current I _F	30	30	30	30	30	30		mA
Power Dissipation P _d	75	80	80	75	75	65		mW
Reverse Voltage V _R	5	5	5	5	5	5		V
Peak Forward Current I _{PF} (Duty 1/10 @1KHZ)	150	150	150	150	150	150		mA
Operation Temperature T _{OPR}	-40 to +80							
Storage Temperature T _{STG}	-40 to +85							
Lead Soldering Temperature T _{SOL}	Max.260±5 for 3 sec Max. (1.6mm from the base of the epoxy bulb)							

LED NUMERIC DISPLAY, 1 DIGIT

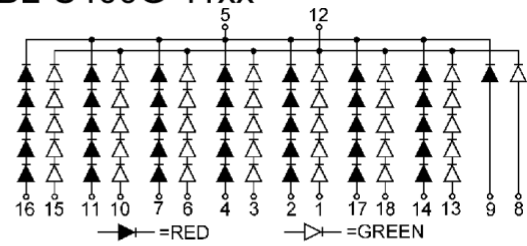
BL-S400X-11XX

Package configuration & Internal circuit diagram

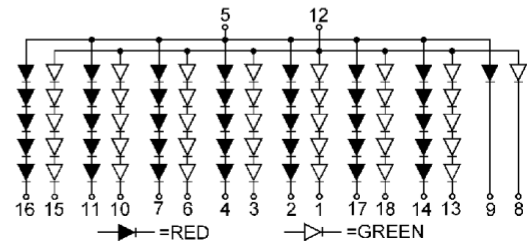
BL-S400X-11 Series



BL-S400G-11xx



BL-S400H-11xx



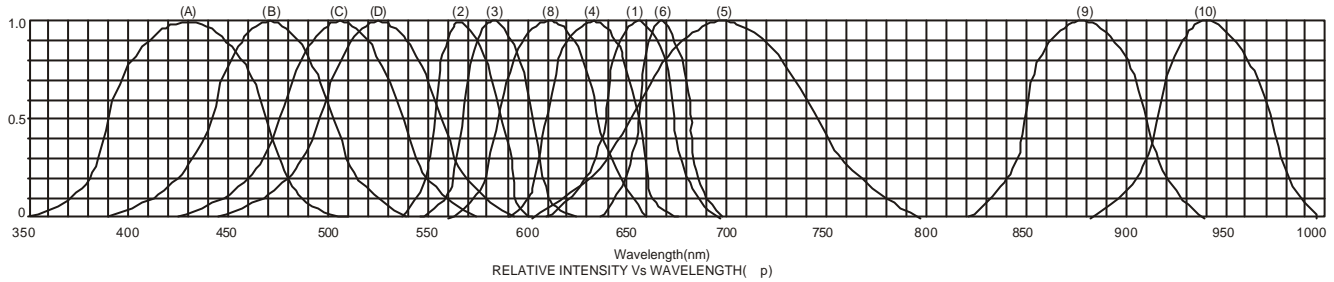
Notes:

1. All dimensions are in millimeters (inches)
2. Tolerance is $\pm 0.25(0.01)$ unless otherwise noted.
3. Specifications are subject to change without notice.

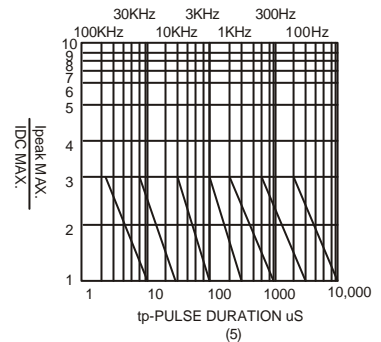
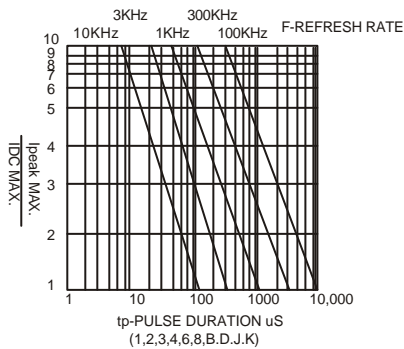
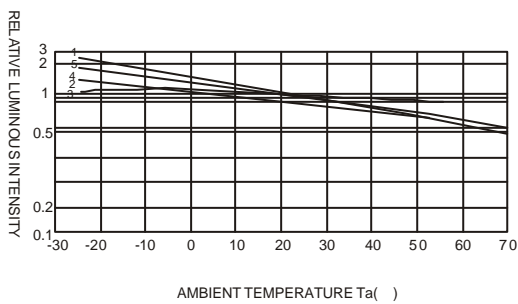
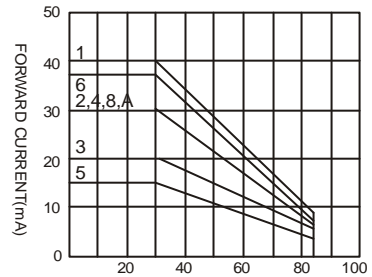
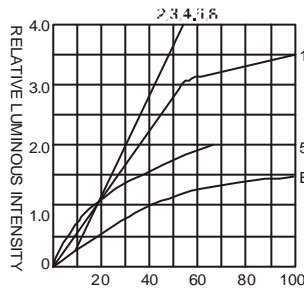
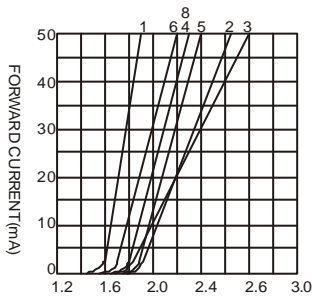
LED NUMERIC DISPLAY, 1 DIGIT

BL-S400X-11XX

Typical electrical-optical characteristics curves:



- (1) - GaAsP/GaAs 655nm/Red
- (2) - GaP 570nm/Yellow Green
- (3) - GaAsP/GaP 585nm/Yellow
- (4) - GaAsP/GaP 635nm/Orange & Hi-Eff Red
- (5) - GaP 700nm/Bright Red
- (6) - GaAlAs/GaAs 660nm/Super Red
- (8) - GaAsP/GaP 610nm/Super Red
- (9) - GaAlAs 880nm
- (10) - GaAs/GaAs & GaAlAs/GaAs 940nm
- (A) - GaN/SiC 430nm/Blue
- (B) - InGaN/SiC 470nm/Blue
- (C) - InGaN/SiC 505nm/Ultra Green
- (D) - InGaAl/SiC 525nm/Ultra Green



NOTE:25 free air temperature unless otherwise specified