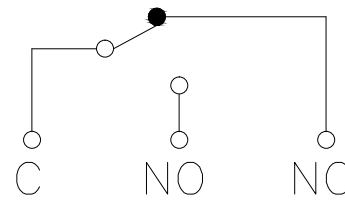
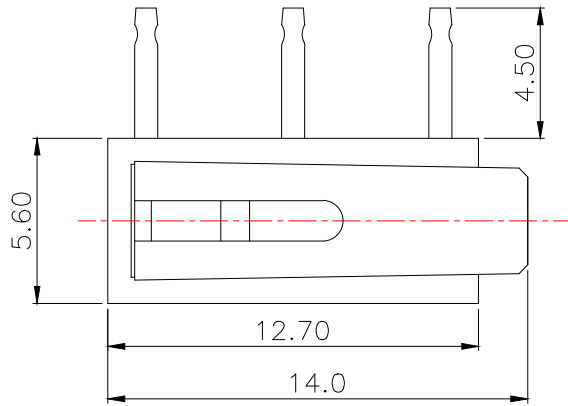
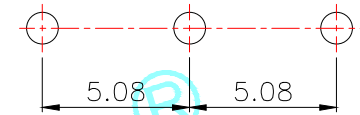


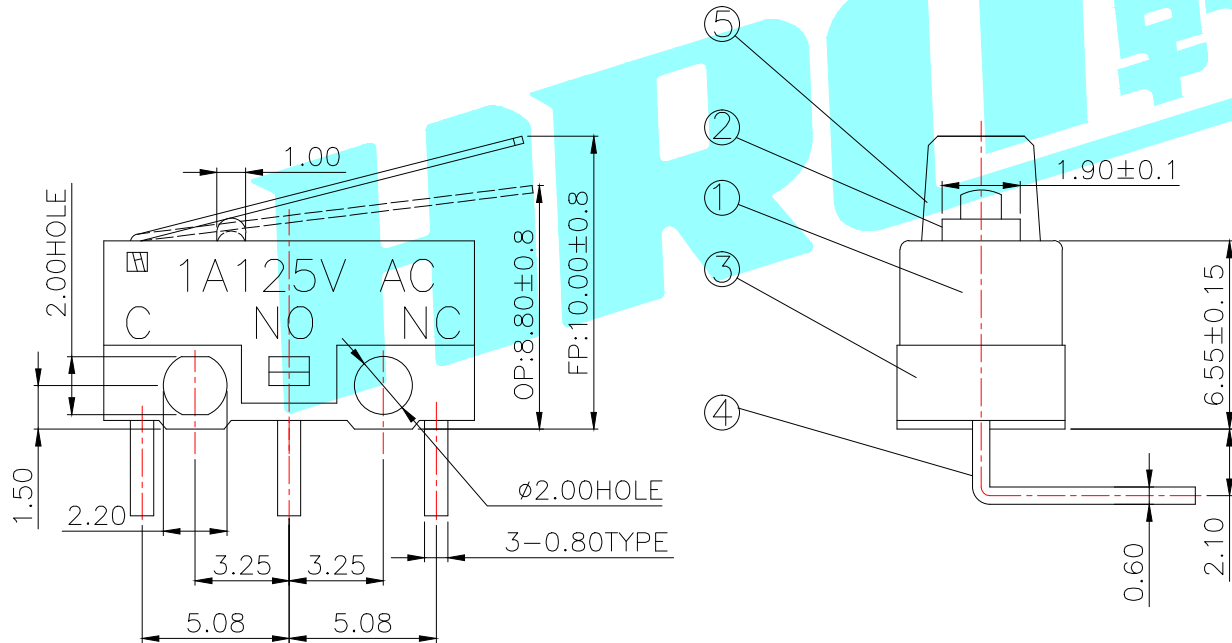
ROHS



Circuit Diagram



P.C.B layout



NOTE:

- 1. Rating: DC30V 0.1A
- 2. OP: 8.80±0.8
- 3. Operating force: 30±15gf
- 4. Mechanical Life: 3,000,000

ITEM	PART NAME	TER'NO.	QTY.	MATERIAL	FINISHING	REMARK
⑦	Shrapnel	—	1	Beryllium Copper	—	—
⑥	Contact	—	1	Copper	Plating silver	—
⑤	Lever	—	1	Stainless Steel	—	—
④	Terminal	—	3	C2680(0.50t)	Plating silver	—
③	Housing	—	1	PBT	White	—
②	Knob	—	1	POM	Red	—
①	Cover	—	1	PBT	Black	—

APPROVALS			DATE		HRO 韩荣 ELECTRONICS CO.,LTD	
DRAWN	xu qi feng	2014.12.01	TITLE:		MICRO SWITCHS	
CHECKED			PART NO.		K9-1267B-R(3.0)	
APPROVALS			UNIT: mm		SCALE: 1:1	
TOLERANCES ARE			ANGLE		PROJ:	
30~以上 ±0.30			±2'		DRAWING NO.	
10~30 ±0.20			UNIT: mm		SCALE: 1:1	
5~10 ±0.15			SCALE: 1:1		PROJ:	
~ 5 ±0.10			SCALE: 1:1		SHEET 1 OF 1	

ECN NO.	REV.	DATE.	DESCRIPTION.	CHANGE.	CHECK.	APPRO.
—	A	—	NEW	—	—	—