



■ **Features**

- Ultra slim
- Universal AC input / Full range
- 2 pole USA plug
- No load power consumption <0.075W
- **Energy efficiency Level VI**
- Comply with EISA 2007/DoE
- Class II power (without earth pin)
- Protections: Short circuit / Overload / Over voltage
- Fully enclosed plastic case
- Pass LPS
- LED indicator for power on
- 3 years warranty

■ **Applications**

- Consumer electronic devices
- Telecommunication devices
- Office facilities
- Industrial equipments


■ **Description**

SGA18U is a 18W ultra slim wall-mounted style single-output green adaptor series, which is compact and convenient for carry. SGA18U is a class II power unit (without FG) equipped with the standard 2-Pin U.S. plug, accepting the input range from 90VAC to 264VAC. The whole series provides different models with output voltages ranging between 5VDC and 48VDC that it can satisfy the demands for various types of consumer electronic devices.

With the efficiency up to 86% and the extremely low no-load power consumption below 0.075W, SGA18U is compliant with the latest U.S. energy regulation EISA 2007/DoE(Level VI). The supreme feature allows the adaptor to save the energy when it is under either the operating mode or the standby mode. The entire series is approved for international safety regulations; moreover, it adopts the 94V-0 flame retardant plastic case that it can effectively prevent users from electric hazards.

■ **Model Encoding**

SGA 18 U 05 - P1J

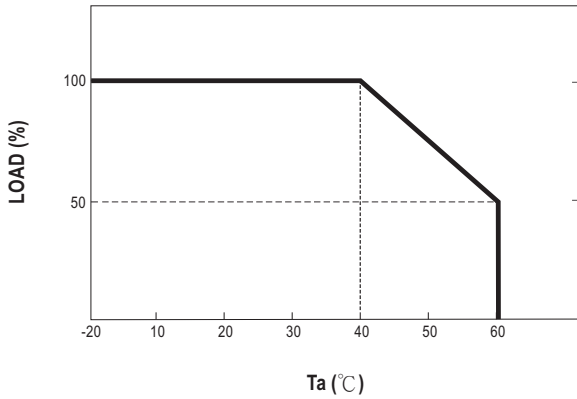




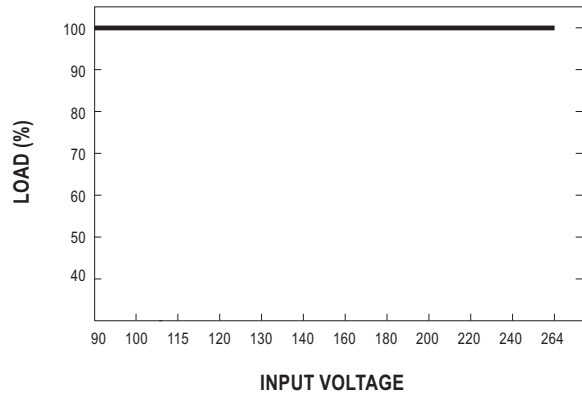
SPECIFICATION

ORDER NO.	SGA18U05-P1J	SGA18U09-P1J	SGA18U12-P1J	SGA18U15-P1J	SGA18U18-P1J	SGA18U24-P1J	SGA18U48-P1J	
OUTPUT	SAFETY MODEL NO.	SGA18U05	SGA18U09	SGA18U12	SGA18U15	SGA18U18	SGA18U24	SGA18U48
	DC VOLTAGE Note.2	5V	9V	12V	15V	18V	24V	48V
	RATED CURRENT	3A	2A	1.5A	1.2A	1A	0.75A	0.375A
	CURRENT RANGE	0 ~ 3A	0 ~ 2A	0 ~ 1.5A	0 ~ 1.2A	0 ~ 1A	0 ~ 0.75A	0 ~ 0.375A
	RATED POWER (max.)	15W	18W	18W	18W	18W	18W	18.2W
	RIPPLE & NOISE (max.) Note.3	80mVp-p	80mVp-p	80mVp-p	80mVp-p	80mVp-p	100mVp-p	120mVp-p
	VOLTAGE TOLERANCE Note.4	± 5.0%	± 5.0%	± 3.0%	± 3.0%	± 3.0%	± 2.0%	± 2.0%
	LINE REGULATION Note.5	± 1.0%	± 1.0%	± 1.0%	± 1.0%	± 1.0%	± 1.0%	± 1.0%
	LOAD REGULATION Note.6	± 5.0%	± 5.0%	± 3.0%	± 3.0%	± 3.0%	± 2.0%	± 2.0%
SETUP, RISE, HOLD UP TIME	300ms, 30ms, 16ms/230VAC 300ms, 30ms, 16ms/115VAC at full load							
INPUT	VOLTAGE RANGE Note.7	90 ~ 264VAC						
	FREQUENCY RANGE	47 ~ 63Hz						
	EFFICIENCY (Typ.)	80.5%	84.5%	84%	84%	84.5%	85%	86%
	AC CURRENT	0.45A / 115VAC		0.2A / 230VAC				
	INRUSH CURRENT (max.)	30A / 115VAC		45A / 230VAC				
	LEAKAGE CURRENT(max.)	0.25mA / 240VAC						
PROTECTION	OVERLOAD	120 ~ 180% rated output power Protection type : Hiccup mode, recovers automatically after fault condition is removed						
	OVER VOLTAGE	110 ~ 140% rated output voltage Protection type : Clamp by zener diode, output short						
	WORKING TEMP.	-20 ~ +60°C (Refer to "Derating Curve")						
ENVIRONMENT	WORKING HUMIDITY	20% ~ 90% RH non-condensing						
	STORAGE TEMP., HUMIDITY	-20 ~ +85°C, 10 ~ 95% RH						
	TEMP. COEFFICIENT	± 0.03% / °C (0 ~ 40°C)						
	VIBRATION	10 ~ 500Hz, 2G 10min./1cycle, period for 60min. each along X, Y, Z axes						
SAFETY & EMC (Note. 8)	SAFETY STANDARDS	TUV EN60950-1 approved						
	WITHSTAND VOLTAGE	I/P-O/P:4242VDC						
	ISOLATION RESISTANCE	I/P-O/P:100M Ohms / 500VDC / 25°C / 70% RH						
	EMC EMISSION	Compliance to EN55022 class B, EN61000-3-2,3						
	EMC IMMUNITY	Compliance to EN61000-4,-2,3,4,5,6,8,11, light industry level, criteria A						
OTHERS	LIFE	3 years : 100% load 40°C, 8hours / day						
	MTBF	450Khrs min. MIL-HDBK-217F(25°C)						
	DIMENSION	75.5*32*47.5mm (L*W*H)						
	PACKING	150g ; 60pcs / 10kg / CARTON						
CONNECTOR	PLUG	See page 3 ; Other type available by customer requested						
	CABLE	See page 3 ; Other type available by customer requested						
NOTE	<p>1.All parameters are specified at 115VAC input, rated load, 25°C 70% RH ambient.</p> <p>2.DC voltage: The output voltage set at point measure by plug terminal & 50% load.</p> <p>3.Ripple & noise are measured at 20MHz by using a 12" twisted pair terminated with a 0.1uf & 47uf capacitor.</p> <p>4.Tolerance: includes set up tolerance, line regulation, load regulation.</p> <p>5.Line regulation is measured from low line to high line at rated load.</p> <p>6.Load regulation is measured from 10% to 100% rated load.</p> <p>7.Derating may be needed under low input voltages. Please check the static characteristics for more details.</p> <p>8.The power supply is considered as an independent unit, but the final equipment still need to re-confirm that the whole system complies with the EMC directives. For guidance on how to perform these EMC tests, please refer to "EMI testing of component power supplies." (as available on http://www.meanwell.com)</p>							

Derating Curve

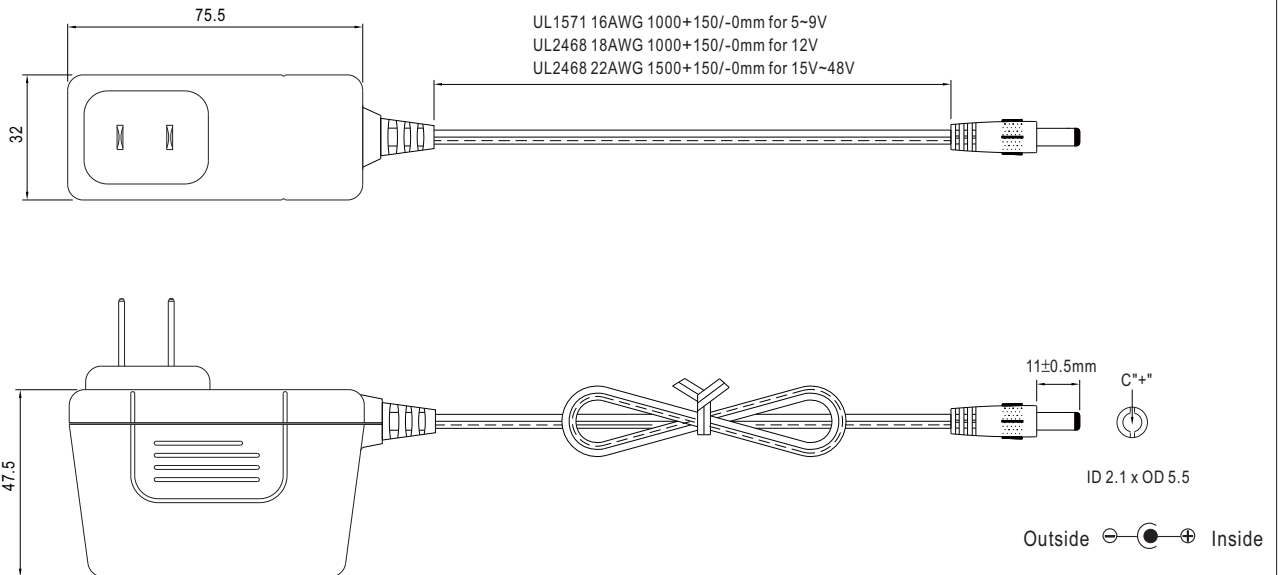


Static Characteristics



Mechanical Specification

Unit:mm



Plug Assignment

Standard plug: P1J

P1J	
P/N	OUTPUT
CENTER	+

Installation Manual

Please refer to : <http://www.meanwell.com/webnet/search/InstallationSearch.html>