

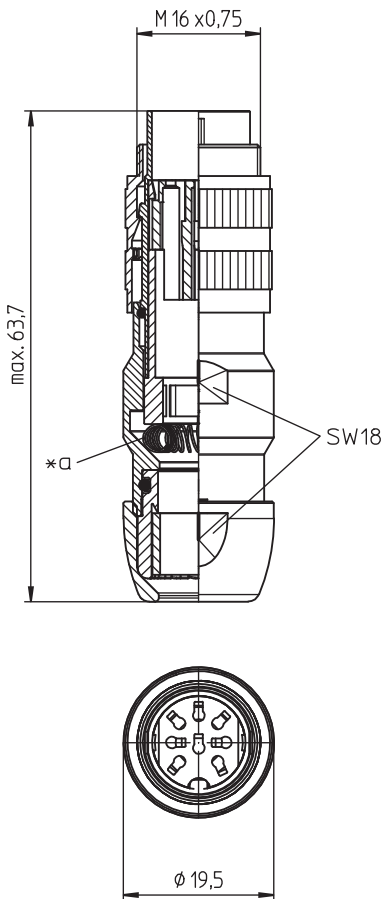
03 036500

Circular connectors with threaded joint M16 acc. to IEC 61076-2-106, IP40/IP67/IP68



Next Generation – plug acc. to AISG specification and IEC 61076-2-106, IP68, with threaded joint and vibration protection, empty housing for reception of crimp contacts, 360° shielded, optimized assembly

03 036500



Environmental conditions

Temperature range -40 °C/+85 °C

Materials

Insulating body	PA GF, V-0 according to UL94
Schirmfeder	stainless steel
Insulating sleeve	PA, V-0 according to UL94
Clamp	PA, V-0 according to UL94
Housing	CuZn, nickel-plated/Zn diecast, pre-copper and nickel-plated
Knurled screw	CuZn, nickel-plated
Seal	CR/EPDM

Mechanical data

Protection class IP68¹

¹ according to IEC DIN EN 60529, only in locked condition with an appropriate counterpart; IPX8 requirements under agreement between manufacturer and user

Connectable conductors for crimp area

Cable diameter 4–10 mm

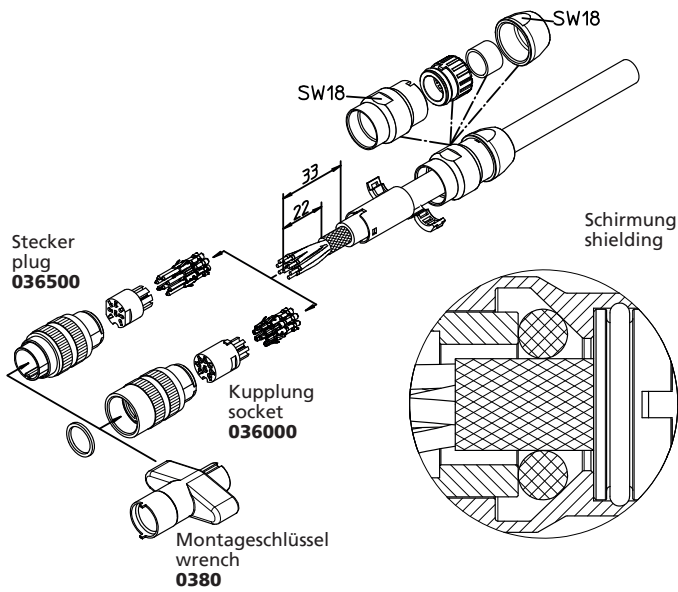
Electrical data (at T_{amb} 20 °C)

Rated current	5 A (T _{amb} 40 °C)
Rated voltage	250 V
Rated impulse voltage	500 V
Material group	II (IEC)/I (UL) (CTI ≥ 550)
Overvoltage category	I
Insulation resistance	> 100 MΩ
Further data	see suitable crimp contact

Associated products

Counterparts		
☞ 0304	☞ 0304-1	☞ 0304-2
☞ 0305	☞ 0305-1	☞ 0305-1 U
☞ 0305-2	☞ 0306	☞ 0306-1
☞ 0306-2	☞ 0307	☞ 0307-1
☞ 0307-2	☞ 030798-1	☞ 030798-2
☞ 030799-2	☞ 0308	☞ 0308-1
☞ 0308-2	☞ 0321	☞ 0322
☞ 0322-1	☞ 032200	☞ 0360
☞ 036000	☞ 0362	☞ 036297

03 036500



☞ 0363

☞ 0364 V109

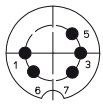
Accessories

☞ 0369 V109

☞ 0383

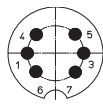
☞ 038399

☞ 038899

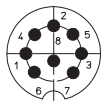


*b

036500 05-3



036500 06-1



08-a

036500 08-1

*a shielding connection

*b pin configuration according to AISG C485

03

036500

Designation	Pole Number	PU (Pieces)	MDQ (Pieces)
036500 05-3	5	50	100
036500 06-1	6	50	100
036500 08-1	8	50	100

Packaging:

sets of individual parts, partly pre-assembled, in plastic bags, in a cardboard box