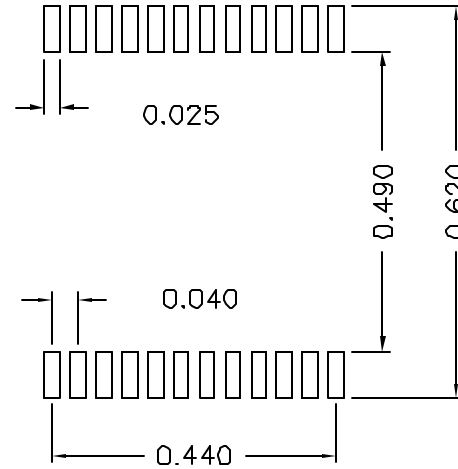
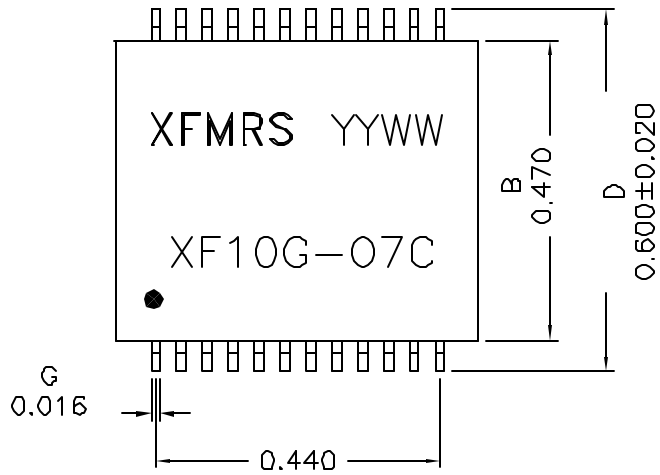
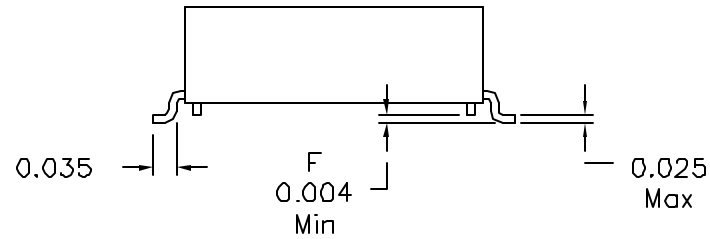
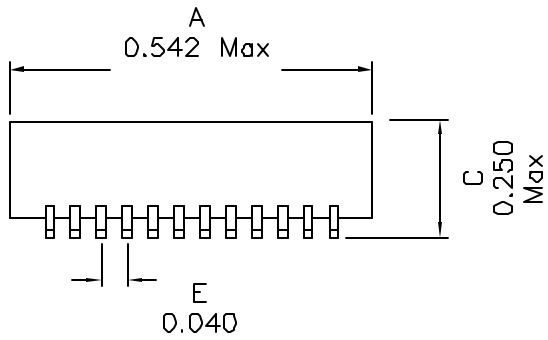


**1. Mechanical Dimensions:**



SUGGESTED PAD LAYOUT

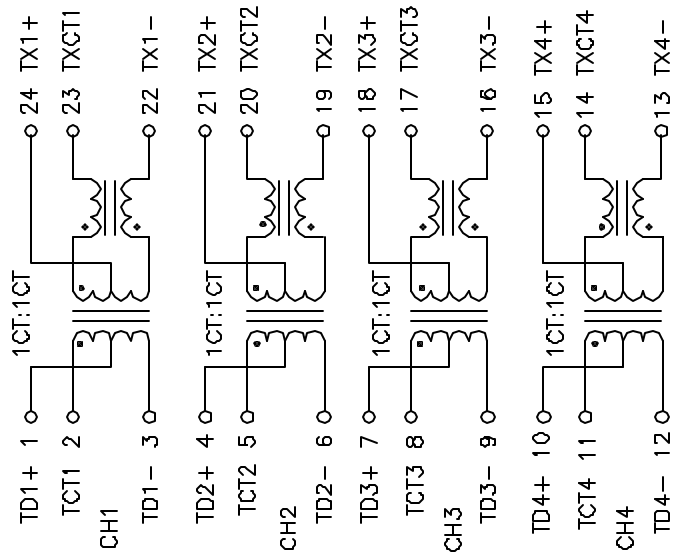
**PRELIMINARY**

DOC REV: A/1

**PROPRIETARY** Document is the property of XFMRs Group & is not allowed to be duplicated without authorization.

<b>XFMRs Inc</b> www.XFMRs.com		Title: 10Gig Single Port Transformer Module	
UNLESS OTHERWISE SPECIFIED TOLERANCES: .xxx ±0.010 Dimensions in INCH	P/N: XF10G-07C		REV. A
	DWN.	Xianyi	Aug-28-09
	CHK.	YK Liao	Aug-28-09
SHT 1 OF 2	APP.	Joe Huff	Aug-28-09

## 2. Schematic:



### Notes:

1. Solderability: Leads shall meet MIL-STD-202G, Method 20BH for solderability.
2. Flammability: UL94V-0
3. ASTM oxygen index: > 28%
4. Insulation System: Class F 155°C, UL file E151556
5. Operating Temperature Range: All listed parameters are to be within tolerance from 0°C to +70°C
6. Storage Temperature Range: -55°C to +125°C
7. Aqueous wash compatible
8. SMD Lead Coplanarity:  $\pm 0.004^{\circ}$  (0.102mm)
9. Electrical and mechanical specifications 100% tested
10. RoHS Compliant Component

**PRELIMINARY**

DOC REV: A/1

## 3. Electrical Specifications: @25°C

ISOLATION: 1500 Vrms, 60 Sec

INSERTION LOSS: -1.0dB Max @1MHz

-0.5dB Max @2MHz-50MHz

-1.0dB Max @200MHz

-2.0dB Max @400MHz

-3.0dB Max @500MHz

OCL: Pins 2-3,5-6,8-9,11-12 160uH Min @100KHz 0.1V for Each

RETURN LOSS: -18dB Min @1MHz

-13dB Min @2MHz-100MHz

-10dB Min @200MHz

-7dB Min @400MHz

-6dB Min @500MHz

CM TO DIFF.MODE Rejection Ratio: -30dB Max @50MHz

-30dB Max @100MHz

-30dB Max @200MHz

-22dB Max @300MHz

-22dB Max @400MHz

-22dB Max @500MHz

CM TO COMM. MODE Rejection Ratio: -30dB Max @50MHz

-30dB Max @100MHz

-30dB Max @200MHz

-22dB Max @300MHz

-21dB Max @400MHz

-20dB Max @500MHz

Turns Ratio: (2-3):(23-22)=1CT:1CT

(5-6):(20-19)=1CT:1CT

(8-9):(17-16)=1CT:1CT

(11-12):(14-13)=1CT:1CT

**PROPRIETARY** Document is the property of XFMRs Group & is not allowed to be duplicated without authorization.

<b>XFMRs Inc</b> www.XFMRs.com		Title: 10Gig Single Port Transformer Module	
UNLESS OTHERWISE SPECIFIED TOLERANCES: .xxx $\pm 0.010$ Dimensions in INCH		P/N: XF10G-07C	REV. A
		DWN.	Xianyi Aug-28-09
SHT 2 OF 2		CHK.	YK Liao Aug-28-09
		APP.	Joe Huff Aug-28-09