

ITEM P/N	PCAQ3225A-102S	TEST INSTRUMENT	4291B / 4339B
PRODUCT	COMMON MODE CHOKE	TEST FREQUENCY	100MHz / 0.5V

CUSTOMER :**CUSTOMER P/N :****DESCRIPTION :** COMMON MODE CHOKE**P/N :** PCAQ3225A-102S**REVISION NO. :** Version:1.0**DATE :** 2017-4-19**NOTES :** STANDARD

DOCUMENTED	
APPROVED	Yuki
CHECKED	Ben
PREPARED	Peter

CUSTOMER APPROVAL

company seals



PROD TECHNOLOGY CO., LTD.

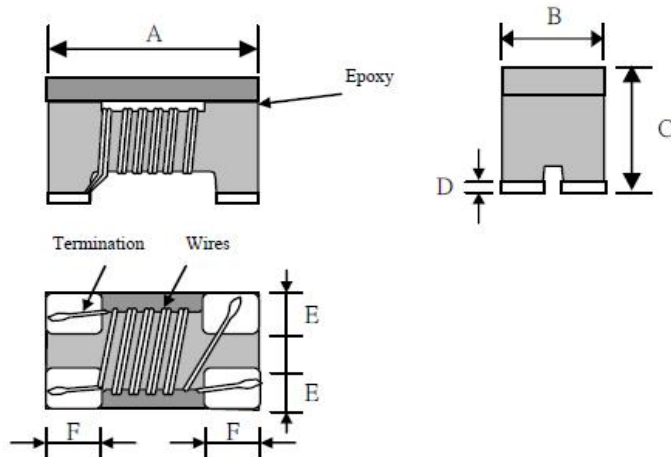
TEL :0755-86667379

<http://www.prodtech.cn>

E-LIVEN TECHNOLOGY CO., LTD.

NO.28 ho-cheng RD, bade city, taoyuan,
taiwan

ITEM P/N	PCAQ3225A-102S	TEST INSTRUMENT	VR126G / 7220
PRODUCT	COMMON MODE CHOKE	TEST FREQUENCY	100MHz / 0.5V

PACKING DIMENSIONS (mm)

3225A	Dimensions
A	3.2 ± 0.2
B	2.5 ± 0.2
C	2.2 ± 0.2
D	0.2 ± 0.1
E	0.80Typ.
F	0.65Typ.

EXPLANATION OF PART NUMBERS

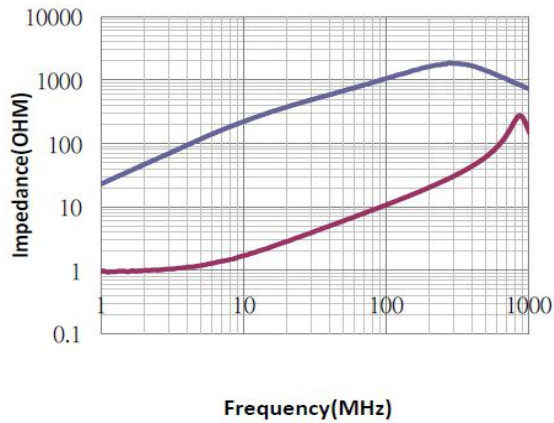
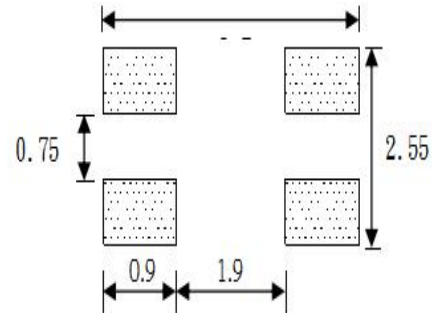
PCAQ	3225A	-	102S
<u>Serial Codes</u>	<u>Size</u>		<u>Impedance Code</u>

ELECTRICAL CHARACTERISTICS

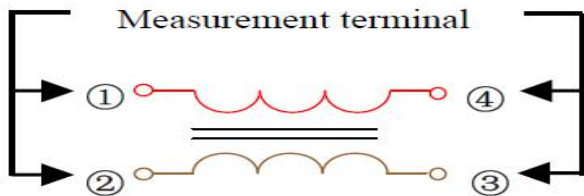
ITEM P/N	@ 25 °C Ambient Temperature					
	Impedance		DCR (Ω) Max.	Rated current (Idc) (A) Max.	Rated Voltage (Vdc) (V) Typ.	Insulation Resistance (IR)(MΩ) Min.
	(Ω)	TOLERANCE				
PCAQ3225 A-102S	1000.00	±25%	0.35	1.2	50	10

- ⊙ All test Data is referenced to 25°C ambient
- ⊙ Typical Heat Rating DC Current would cause an approximately ΔT of 40°C
- ⊙ Typical Saturation DC Current would cause Lo to drop approximately 35%
- ⊙ Operation Temperature Range : -20°C ~ 85°C
- ⊙ The Part temperature (ambient + ΔT) should not exceed 85°C under worst case operating conditions.
- ⊙ Circuit design, component placement, PWB trace size and thickness, airflow and other cooling provisions all effect the part temperature. Part temperature should be verified in the end application.

ITEM P/N	PCAQ3225A-102S	TEST INSTRUMENT	Zentech-3305 / Zentech502BC
PRODUCT	COMMON MODE CHOKE	TEST FREQUENCY	100MHz / 0.5V

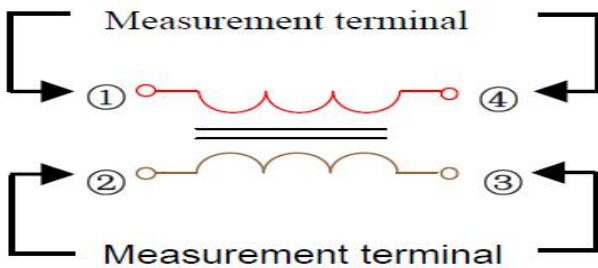
PERFORMANCE CURVES**Recommended Footprint(mm)****Test Equipment****Impedance**

Measured by using Agilent 4291A RF Impedance Analyzer



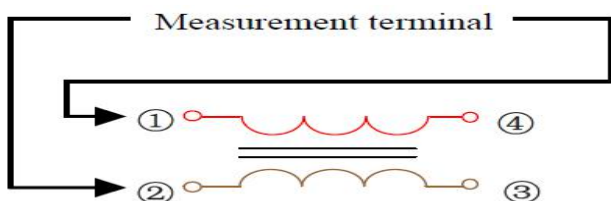
DC Resistance Measurement terminal

Measured by using Chroma 16502 mill ohm meter.

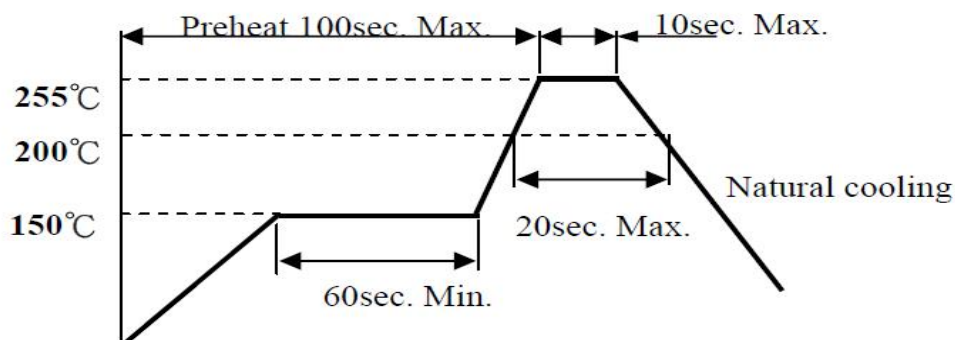


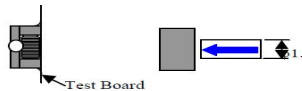
Insulation Resistance Measured by using Chroma 19073

Measurement voltage : 50v ,Measurement time : 60 sec.



ITEM P/N	PCAQ3225A-102S	TEST INSTRUMENT	Zentech-3305 / Zentech502B
PRODUCT	COMMON MODE CHOKE	TEST FREQUENCY	100MHz / 0.5V

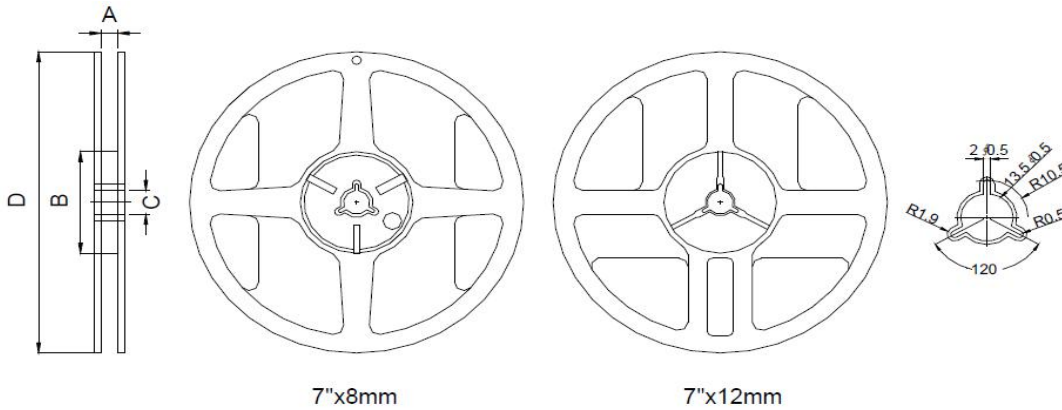
RECOMMENDED SOLDERING TEMP. GRAPH**MECHANICAL RELIABILITY**

TEST	Specification & Requirement	Method Used
Solderability	The surface of terminal/pin tested shall be covered with new solder by 90%	Solder heat proof: Preheating: 150 ±10°C 60 seconds Soldering: 230 ±5°C for 3 ±1 sec
Solder Heat Resistance	Components should have not evidence of electrical and mechanical damage Impedance: within ±15% of initial value	Preheating: 150°C 60secs Solder temperature: 260 ±5°C Flux: rosin Dip time: 10 ±0.5 secs
Terminal strength	Series No.	F (Kg)
	1608	0.5
	2012	0.5
	3216/3225	1.0
	4532	1.0
		Solder a chip to test substrate and then laterally apply a force in the arrow direction 

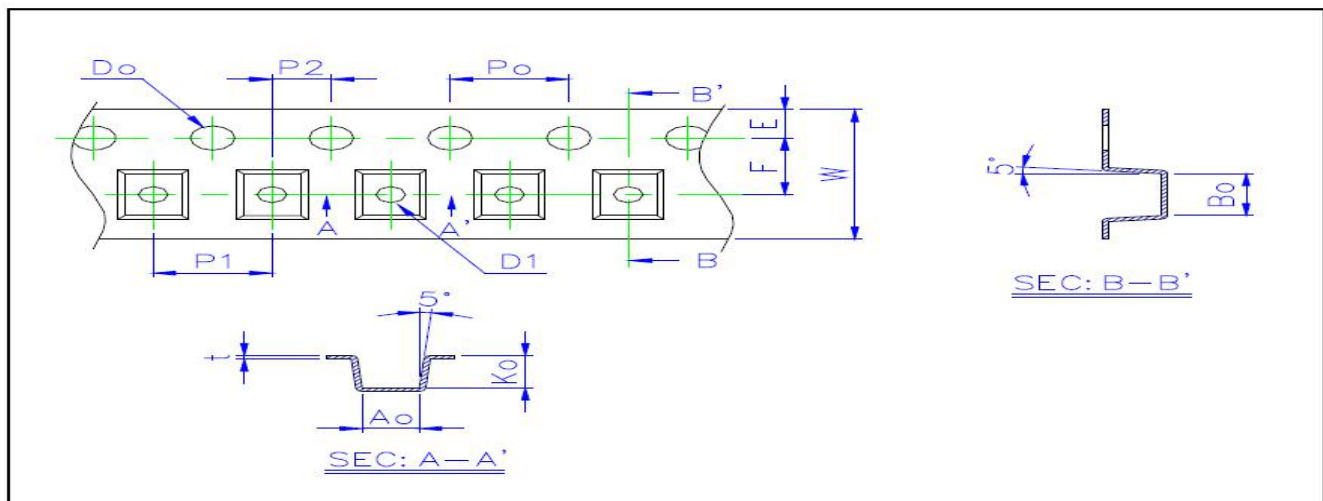
ENDURANCE RELIABILITY

TEST	Specification & Requirement	Method Used
Thermal Shock	Impedance change within ± 15% Without mechanical damage	-65°C, (30 mins) -> room temp. (2 mins) -> 125°C, (30 mins) -> room temp. (2 mins) 50 cycles
Humidity Resistance	Impedance change within ± 15% Without mechanical damage	Apply IDC current @ 60°C ambient Humidity: 90% Duration: 168 hrs
Low Temp. Storing	Impedance change within ± 15% Without mechanical damage	Storing Temp. -40 ±2 °C for total 168 +5/-0 hours
High Temp. Storing	Impedance change within ± 15% Without mechanical damage	Storing Temp. 125 ±2 °C for total 168 +5/-0 hours

ITEM P/N	PCAQ3225A-102S	TEST INSTRUMENT	VR126G / 7220
PRODUCT	COMMON MODE CHOKE	TEST FREQUENCY	100MHz / 0.5V

CARRIERTAPEING REEL & CARRIER MATERIALS (PAPER PLASTICS) UNIT : (mm)

Type	A(mm)	B(mm)	C(mm)	D(mm)
7"x8mm	9.0±0.5	60±2	13.5±0.5	178±2
7"x12mm	13.5±0.5	60±3	13.5±0.5	178±2



Series	A0(mm)	B0(mm)	K0(mm)	W(mm)	E(mm)	F(mm)	P0(mm)	P1(mm)	D0(mm)
0806	0.95±0.1	1.05±0.1	0.50±0.1	8.0±0.20	1.75±0.10	3.5±0.05	4.0±0.05	4.0±0.1	1.5±0.1
1210	1.15±0.1	1.40±0.1	0.93±0.1	8.0±0.20	1.75±0.10	3.5±0.05	4.0±0.05	4.0±0.1	1.5±0.1
1608	1.65±0.1	1.00±0.1	1.18±0.1	8.0±0.20	1.75±0.10	3.5±0.05	4.0±0.05	4.0±0.1	1.5±0.1
2012	2.35±0.1	1.50±0.1	1.45±0.1	8.0±0.20	1.75±0.10	3.5±0.05	4.0±0.05	4.0±0.1	1.5±0.1
2520	2.75±0.1	2.20±0.1	2.00±0.1	8.0±0.20	1.75±0.10	3.5±0.05	4.0±0.05	4.0±0.1	1.0±0.1
3216	3.50±0.1	1.88±0.1	2.10±0.1	8.0±0.20	1.75±0.10	3.5±0.05	4.0±0.05	4.0±0.1	1.5±0.1
3225	3.60±0.1	2.80±0.1	2.20±0.1	8.0±0.20	1.75±0.10	3.5±0.05	4.0±0.05	4.0±0.1	1.0±0.1
4532	3.45±0.1	4.90±0.1	3.05±0.1	12±0.20	1.75±0.10	5.5±0.05	4.0±0.05	8.0±0.1	1.5±0.1
Chip size	0806	1210	1608	2012	2520	3216	3225	4532	
8mm/Reel	4000	3000	2000	2000	2000	2000	1000	500	

TESTING REPORT

RoHS
COMPLIANT

ITEM P/N	PCAQ3225A-102S	TEST INSTRUMENT	4291B / 4339B
PRODUCT	COMMON MODE CHOKE	TEST FREQUENCY	100MHz / 0.5V

Test Date

序號	Dimension Test Date					Characteristics Test Date		
	A	B	C	D		DCR	Z	ISAT
	mm	mm	mm	mm		Ω	$\Omega \pm 25\%$	1.2A
	3.2 ± 0.2	2.5 ± 0.2	2.2 ± 0.2	0.2 ± 0.1		0.35	1000	≈35%
1	3.18	2.49	2.12	0.20		0.29	947	PASS
2	3.21	2.52	2.15	0.19		0.30	986	PASS
3	3.25	2.46	2.12	0.20		0.29	991	PASS
4	3.21	2.48	2.16	0.19		0.31	945	PASS
5	3.19	2.46	2.15	0.18		0.30	962	PASS
6	3.25	2.48	2.15	0.19		0.29	990	PASS
7	3.22	2.50	2.12	0.18		0.29	949	PASS
8	3.23	2.52	2.15	0.18		0.29	973	PASS
9	3.25	2.52	2.12	0.20		0.30	916	PASS
10	3.19	2.51	2.13	0.19		0.30	889	PASS
— X	3.22	2.49	2.14	0.19		0.30	954.80	
R	0.07	0.06	0.04	0.02		0.02	102.00	

@ All test Data is referenced to 25°C ambient

Page: 5



譜羅德電子科技（深圳）有限公司
PROD TECHNOLOGY CO., LTD.

深圳市寶安區石岩三聯工業區B棟311



億力科技股份有限公司
E-LIVEN TECHNOLOGY CO., LTD.

台灣桃園市八德區和城路28號



ANNOUNCEMENTS

产品注意事项

使用本产品时，请注意以下事项

- ◎ 产品保存期限为12个月，保存条件：温度5~40℃，湿度10~80%RH以内，超过保存期限可能会使产品端子电极发生氧化。
- ◎ 请勿在极端环境下使用和保存（高盐，强酸，强碱，强辐射等）。
- ◎ 产品焊接前，请进行预热；预热温度与焊接温度之间温差建议控制在150℃以内。
- ◎ 产品焊接后需重新拆卸焊接修正时，请遵循规格书规定的条件范围；过高的加热温度以及反复的拆卸可能会导致产品失效。
- ◎ 产品焊接到线路板后，请注意不可因线路板整体变形或局部变形而施加给电感剩余应力，这可能会导致电感发生破裂，脱落，以致失效。
- ◎ 产品请勿接触清洗剂，酒精等液体，这会侵蚀产品本体，从而导致产品失效。
- ◎ 产品通电后温度会随电流的增大而上升，设计时请务必考虑留有余量。
- ◎ 过高的静电会对产品产生永久性损害，请注意静电防护。
- ◎ 产品通电过程请勿触摸产品任何部位，防止触电。
- ◎ 本产品作为磁性产品，设计时请务必考虑周边元器件与本产品可能产生的相互影响。
- ◎ 本产品适用于一般电子设备，如：AV设备，通信设备，家电产品，娱乐设备，计算机设备，个人设备，办公设备，计测设备，工业机器人等。且该一般电子设备需在常规的操作和使用方法环境下使用。对于需要高度安全性和可靠性的，或者因本产品失效造成设备故障，误操作，运转不良等危及到人的生命身体及财产安全，以及对社会产生较大不良影响的特殊用途，设计使用前务必同本公司沟通，设计使用者如未取得我司书面同意状况下使用造成任何后果，我司不予承担。特殊用途包含但不限定如下清单：

- | | |
|-----------------------|------------------|
| 1 军用设备 | 8 关系到国防安全的设备 |
| 2 运输设备（汽车，轨道交通产品，船舶等） | 9 防灾赈灾设备 |
| 3 航空，航天设备 | 10 各种安规设备 |
| 4 发电控制设备 | 11 紧急救护设备 |
| 5 核动力相关设备 | 12 其他被认定为特殊用途的设备 |
| 6 爆炸引燃控制设备 | |
| 7 交通控制设备 | |

Page: 6



PROD TECHNOLOGY CO., LTD.

TEL :0755-86667379

<http://www.prodtech.cn>



E-LIVEN TECHNOLOGY CO., LTD.

NO. 28 ho-cheng RD, bade city, taoyuan,
taiwan