

Features

- Average forward current: $I_{F(AV)} \leq 200$ mA
- Reverse voltage: $V_R \leq 30$ V
- Low forward voltage: $V_F \leq 600$ mV @200mA
- Low reverse current: $I_R \leq 1.0$ μ A@10V
- Leadless ultra small SMD plastic package
- We declare that the material of product compliance with RoHS requirements and Halogen Free

Applications

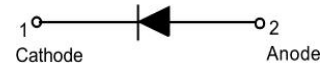

- Low current rectification



Ordering Information

Part Number	Qty per Reel	Reel Size
RB520S-30	3000	7"

SOD523



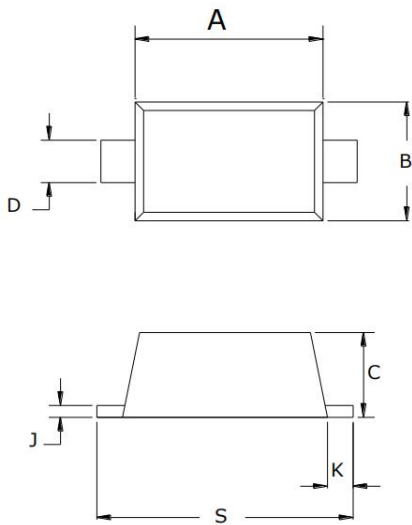
Absolute Maximum Ratings (Tamb=25°C unless otherwise specified)

Parameter	Symbol	Limits	Unit
Reverse voltage(DC)	V_R	30	V
Average rectified forward current	I_o	200	mA
Peak forward surge current	I_{FSM}	1	A
Junction temperature	T_j	125	°C
Storage Temperature Range	T_{STG}	-40~+125	°C

Electrical Characteristics (TA=25°C unless otherwise specified)

Parameter	Symbol	Min.	Max.	Unit	Conditions
Forward voltage	V_F	-	0.6	V	$I_F=200$ mA
Reverse current	I_R	-	1	μ A	$V_R=10$ V

Package Outline Dimensions



SYMBOL	Dimensions In Millimet	
	MIN	MAX
A	1.10	1.30
B	0.70	0.90
C	0.50	0.70
D	0.25	0.35
J	0.07	0.20
K	0.15	0.25
S	1.50	1.70