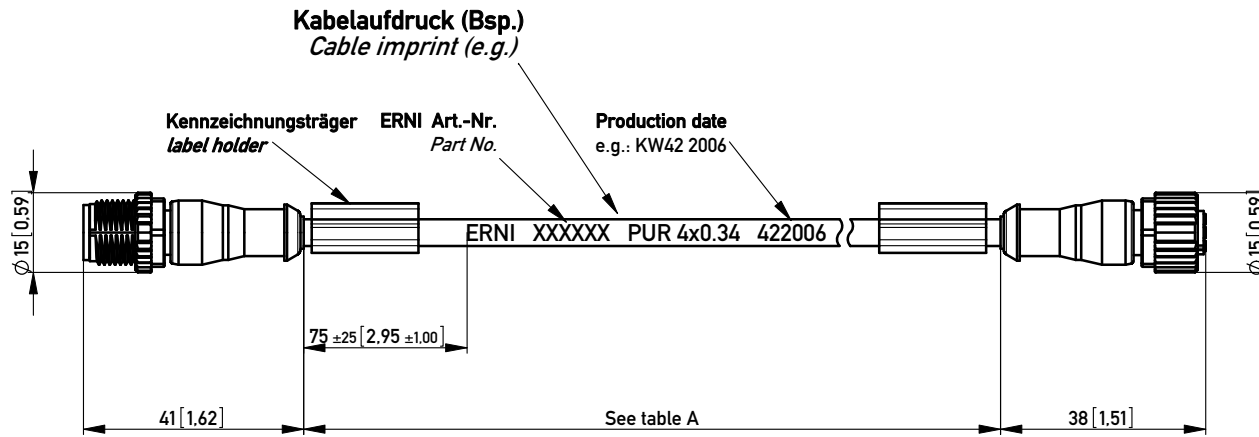
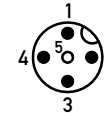
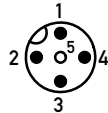


TECHNISCHE SKIZZE / Technical sketch



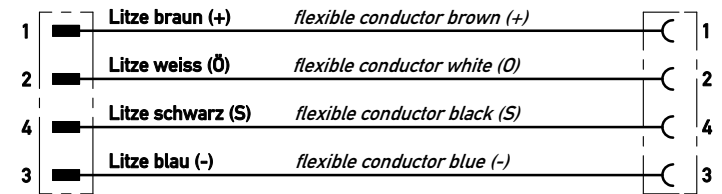
Ansicht: Steckgesicht; Kontaktbelegung / View: mating face; pin assignment



BAUTEILE / FERTIGUNGSHINWEISE  
Piece parts / Manufacturing notices

- Kabelaufdruck mittels Tintenstrahldrucker entspr. Techn. Skizze  
Cable imprint with ink-jet printer see technical sketch
- Gute Chemikalien- und Ölbeständigkeit (Ölbeständigkeit gilt nicht für den Einsatz mit PVC-Kabel). Beim Einsatz aggressiver Medien ist die Materialbeständigkeit applikationsbezogen zu überprüfen.  
Good chemical and oil resistance (parts with PVC-cable are not resistant). When using aggressive media, material resistance based on application must be checked.

STROMLAUFPLAN / Schematic diagram



SPECIFICATIONS Circular Connector

Technical Specifications	Standard applic.	Value	Electrical Data	Standard applic.	Value
Housing:		M12 male, straight, black - M12 female, straight, black	Rated (nominal) voltage; max.	IEC 61-076-2-101	250 V AC/DC
Pin assignment:		4 pin	Rated current; per contact, max.	IEC 61-076-2-101	4 A
Coding:		A-coding	Rated impulse voltage	IEC 61-076-2-101	2.5 kV
Connection:		Screw locking	<b>Approvals</b>		
LED:		M12x1mm (0,6 Nm)	Protection class	(mated and locked) IEC 60529	IP67
Packaging:		1 piece per bag	Pollution degree		3
			Insulation category	IEC 60664-1	1
			RoHS compliant		Yes

Materials & Finish	Standard description	Value
Contact material:		
a) male	CuZn39Pb3F50	
b) female	CuNi2Si HV160U	
Contact finish, mating zone:		
a) male	Thickness of plating	0,5 µm Au over 2 µm Ni
b) female	Thickness of plating	0,8 µm Au (partial)
Screw material:	Standard description	Zinc pressure die casting
Screw plating:	Standard description	Ni 4-6 µm

Cable (additional info see table)	Value
Jacket color	black
Conductor cross-section	4 x 0,34 mm <sup>2</sup>
Bending radius min.	10 x jacket diameter

Artikel-Nr. Part No.	Leitungslänge (A) Cable length (A)	Kupfergewicht Copper weight	Kabelmantel Jacket material	Außendurchmesser Jacket diameter	Aderisolation Wire isolation	Zul. Temp.-Bereich für Kabel Permissible temp. for cable
223789	300 +30 mm [11.81+1.2 in]	6 g	PUR (UL/CSA)	4,7 mm ±5% [0.185 in ±5%]	PP	-25... +80 °C
	600 +60 mm [23.62 +2.4 in]	10 g				
	1.000 +100 mm [39.37 +4 in]	16 g				
	1.500 +100 mm [59.05 +4 in]	23 g				
223788	2.000 +100 mm [78.74 +4 in]	31 g	PVC	5,2 mm ±5% [0.205 in ±5%]	PVC	-5... +70 °C
	300 +30 mm [11.81+1.2 in]	6 g				
	600 +60 mm [23.62 +2.4 in]	10 g				
	1.000 +100 mm [39.37 +4 in]	16 g				
	1.500 +100 mm [59.05 +4 in]	23 g				
	2.000 +100 mm [78.74 +4 in]	31 g				

Information:	Tolerances	 All Dimensions in mm (in)	Scale	1:1
	All rights reserved. Only for Information. To ensure that this is the latest version of this drawing, please contact one of the ERNI companies before using.		Designation <b>CCCS M12, 4pin / M12, 4pin</b> <b>A-coding</b>	
Subject to modification without prior notice. Drawing will not be updated.		 www.ERNI.com	<b>224907</b>	
-	25.05.2007		Class CCCS	
Index	Date			

Copyright by ERNI GmbH. Proprietary notice pursuant to ISO 16016 to be observed.