

PLEASE CHECK WWW.MOLEX.COM FOR LATEST PART INFORMATION

Part Number: [0015474024](#)
Status: **Active**
Overview: [cgrid_sl_products](#)
Description: 2.54mm (.100") C-Grid SL™ Single Row, Female, Version A Receptacle, 2 Circuits

Documents:

[3D Model](#) [Product Specification PS-70430 \(PDF\)](#)
[Drawing \(PDF\)](#) [RoHS Certificate of Compliance \(PDF\)](#)

Agency Certification

CSA LR19880
 UL E29179

General

Product Family [FFC/FPC Connectors](#)
 Series [70430](#)
 Overview [cgrid_sl_products](#)
 Product Name [SL™](#)

Physical

Circuits (Loaded) 2
 Color - Resin Black
 Contact Position N/A
 Durability (mating cycles max) 50
 Entry Angle Vertical
 Flammability 94V-0
 Material - Metal Phosphor Bronze
 Material - Plating Mating Gold
 Material - Plating Termination Tin
 Material - Resin Polyester Alloy
 Number of Rows 1
 Orientation Vertical
 PC Tail Length (in) 0.130 In
 PC Tail Length (mm) 3.30 mm
 PCB Retention None
 PCB Thickness Recommended (in) 0.062 In, 0.093 In
 PCB Thickness Recommended (mm) 1.60 mm, 2.40 mm
 Packaging Type Tube
 Pitch - Mating Interface (in) 0.100 In
 Pitch - Mating Interface (mm) 2.54 mm
 Plating min: Mating (µin) 30
 Plating min: Mating (µm) 0.75
 Plating min: Termination (µin) 75
 Plating min: Termination (µm) 1.875
 Polarized to PCB No
 Stackable Yes
 Temperature Range - Operating -40°C to +105°C
 Termination Interface: Style IDT or Pierce
 Wire/Cable Type FFC/FPC

Electrical

Current - Maximum per Contact 1A, 2A
 Voltage - Maximum 250V

Material Info

Old Part Number A704300351

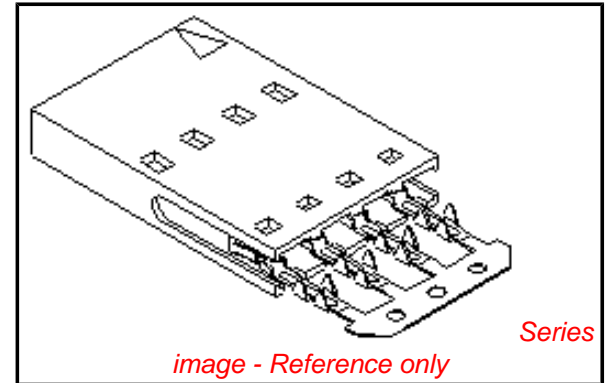


image - Reference only

EU RoHS

**ELV and RoHS
 Compliant**
**REACH SVHC
 Not Reviewed**
**Halogen-Free
 Status
 Not Reviewed**

China RoHS



**Need more information on product
 environmental compliance?**

Email productcompliance@molex.com
 For a multiple part number RoHS Certificate of
 Compliance, [click here](#)

Please visit the [Contact Us](#) section for any
 non-product compliance questions.

Search Parts in this Series

[70430Series](#)

Mates With

2.54mm (.100") pitch, single or dual
 row, breakaway headers

Application Tooling | FAQ

*Tooling specifications and manuals are
 found by selecting the products below.
 Crimp Height Specifications are then
 contained in the Application Tooling
 Specification document.*

Global

Description	Product #
Tool Kit for Standard	0622007400
Manual Press FFC	
Standard Manual	0622007800
Press for FFC	

Reference - Drawing Numbers

Product Specification
Sales Drawing

PS-70430
SDA-70430-0351-0374

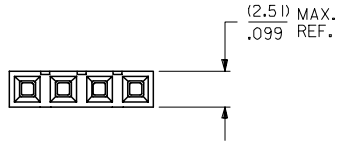
This document was generated on 05/18/2010

PLEASE CHECK WWW.MOLEX.COM FOR LATEST PART INFORMATION

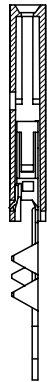
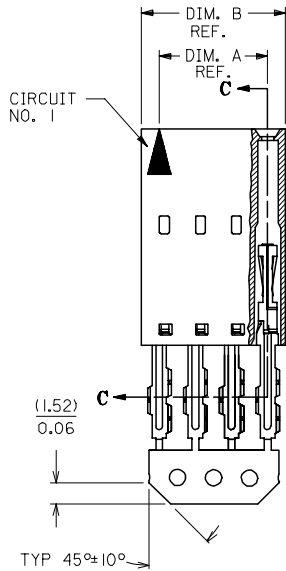
"A" - OPTION

NOTES:

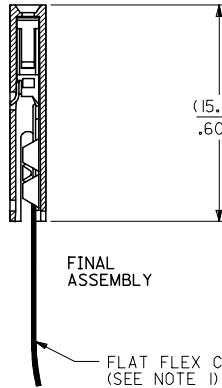
- 1) PRE LOADED ASSEMBLY TO BE USED WITH (0.30)/.012 MAX. THICK FLAT FLEX CABLE WITH (1.57)/.062 WIDE COPPER CONDUCTORS ON (2.54)/.100 CENTERS OR, (0.13)/.005 - (0.28)/.011 THICK MYLAR WITH (1.02)/.040 - (1.65)/.065 WIDE SILVER INK CONDUCTORS ON (2.54)/.100 CENTERS.
- 2) STANDARD PACKING PER PK70873-0001 SHALL BE USED.
- 3) SEE CHART FOR CIRCUIT SIZES, 'A' AND 'B' DIMENSIONS.
- 4) TWO (2) CIRCUIT ASSEMBLIES SUPPLIED AS GROUPED PAIRS.
- 5) PART MATES WITH (0.64)/.025 SQ. PINS, (8.13)/.320 TO (5.08)/.200 LONG ON (2.54)/.100 CENTERS.
- 6) REFER TO SDA-70430-**** (SHEET 3) FOR MINOR VARIATIONS TO 'G' OPTION HOUSINGS.
- 7) PARTS CONFORM TO CLASS B OF COSMETIC SPECIFICATION PS-45499-002.



SECTION C-C



PRE-LOAD ASSEMBLY



FINAL ASSEMBLY
FLAT FLEX CABLE (F.F.C.)
(SEE NOTE 1)

HOUSING MATERIAL: GLASS FILLED POLYESTER, UL 94V-0.

TERMINAL MATERIAL: PHOSPHOR BRONZE.

PLATING: 30 GOLD - .000030 MINIMUM
.000075 MINIMUM
.000050 MINIMUM

GOLD PLATE IN SELECT AREA,
TIN PLATE IN SELECT AREA,
NICKEL PLATE OVER-ALL.

CONTACT PLATING	COLOR CODE
TIN	NONE
15 GOLD	YELLOW
30 GOLD	RED

CKT. SIZE	EDP. NO.	ENG. NO.	A	B
2	015-47-4024	70430-0351	(2.54) .100	(5.05) .199
3	015-47-4034	70430-0352	(5.08) .200	(7.59) .299
4	015-47-4044	70430-0353	(7.62) .300	(10.13) .399
5	015-47-4054	70430-0354	(10.16) .400	(12.67) .499
6	015-47-4064	70430-0355	(12.70) .500	(15.21) .599
7	015-47-4074	70430-0356	(15.24) .600	(17.75) .699
8	015-47-4084	70430-0357	(17.78) .700	(20.29) .799
9	015-47-4094	70430-0358	(20.32) .800	(22.83) .899
10	015-47-4104	70430-0359	(22.86) .900	(25.37) .999
11	015-47-4114	70430-0360	(25.40) 1.000	(27.91) 1.099
12	015-47-4124	70430-0361	(27.94) 1.100	(30.45) 1.199
13	015-47-4134	70430-0362	(30.48) 1.200	(32.99) 1.299
14	015-47-4144	70430-0363	(33.02) 1.300	(35.53) 1.399
15	015-47-4154	70430-0364	(35.56) 1.400	(38.07) 1.499
16	015-47-4164	70430-0365	(38.10) 1.500	(40.61) 1.599
17	015-47-4174	70430-0366	(40.64) 1.600	(43.15) 1.699
18	015-47-4184	70430-0367	(43.18) 1.700	(45.69) 1.799
19	015-47-4194	70430-0368	(45.72) 1.800	(48.23) 1.899
20	015-47-4204	70430-0369	(48.26) 1.900	(50.77) 1.999
21	015-47-4214	70430-0370	(50.80) 2.000	(53.31) 2.099
22	015-47-4224	70430-0371	(53.34) 2.100	(55.85) 2.199
23	015-47-4234	70430-0372	(55.88) 2.200	(58.39) 2.299
24	015-47-4244	70430-0373	(58.42) 2.300	(60.93) 2.399
25	015-47-4254	70430-0374	(60.96) 2.400	(63.47) 2.499

ADD TOLERANCE FC NO. UCP2007-2849 DRAWN: JORGAN 2007/05/18 CHKD: MS BARRA 2007/05/21 APPR: SMILLER 2007/05/21	QUALITY SYMBOLS ▽=0 ▽=0	GENERAL TOLERANCES (UNLESS SPECIFIED)		DIMENSION STYLE MM/IN		SCALE 4:1	DESIGN UNITS INCH	THIRD ANGLE PROJECTION	
		4 PLACES ± --- ± ---	3 PLACES ± --- ± .010	2 PLACES ± 0.25 ± .015	1 PLACE ± 0.38 ± ---	ANGULAR ±1/2°	DRAWN BY RAS	DATE 1986/07/21	TITLE ASSEMBLY, CONNECTOR FFC FEMALE SINGLE ROW (2.54)/.100
DRAFT WHERE APPLICABLE MUST REMAIN WITHIN DIMENSIONS		SEE TABLE		MATERIAL NO.		DOCUMENT NO.		SHEET NO.	
				MATERIAL NO.		DOCUMENT NO.		SHEET NO.	

molex MOLEX INCORPORATED
SDA-70430-0351-0374
1 OF 1