


TCF-142-RM Series

RS-232/422/485 to fiber slide-in modules for the NRack System™



Features and Benefits

- Extends RS-232/422/485 transmission up to 40 km with single-mode or 5 km with multi-mode
- 1 or 150 kilo-ohm adjustable pull high/low resistor
- Supports ring and point-to-point transmission

Certifications



Introduction

The TCF-142-RM Series slide-in modules are serial-to-fiber converters that work with the TRC-190 chassis. The modules convert from the RS-232, RS-422, or RS-485 signal to a fiber-optic signal.

Automatic Baudrate Detection

The TCF-142-RM Series can automatically detect the serial baudrate. This is an extremely convenient feature. Even if a device's baudrate is changed, the signal will still be transmitted through the media converter without any problem.

Specifications

Serial Interface

No. of Ports	2			
Serial Standards	RS-232, RS-422, RS-485			
Baudrate	50 bps to 921.6 kbps (supports non-standard baudrates)			
Flow Control	ADDC® (automatic data direction control) for RS-485			
Optical Fiber	TCF-142-M-SC-RM: 100BaseFX ports (multi-mode SC connector) TCF-142-M-ST-RM: 100BaseFX ports (multi-mode ST connector) TCF-142-S-SC-RM: 100BaseFX ports (single-mode SC connector) TCF-142-S-ST-RM: 100BaseFX ports (single-mode ST connector)			
		Low-Speed Fiber Module	Multi-Mode	Single-Mode
		Fiber Cable Requirements	50/125 μm, 800 MHz	G.652
			62.5/125 μm, 500 MHz	
		Typical Distance	5 km	40 km
	Wavelength	Typical (nm)	850	1310
		TX Range (nm)	840 to 860	1290 to 1330
		RX Range (nm)	800 to 900	1100 to 1650
	Optical Power	TX Range (dBm)	0 to -5	0 to -5
		RX Range (dBm)	0 to -20	0 to -25

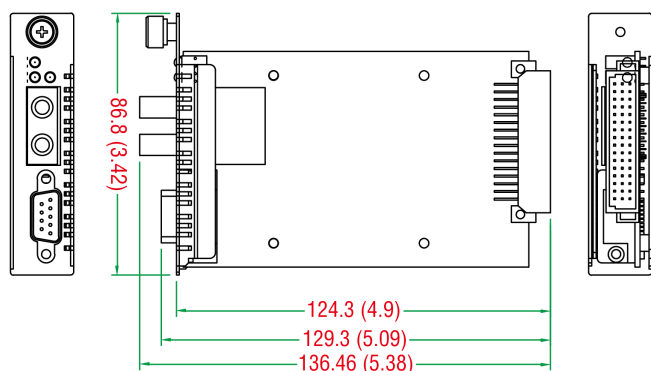
	Low-Speed Fiber Module	Multi-Mode	Single-Mode
	Fiber Cable Requirements	50/125 μm, 800 MHz	G.652
	62.5/125 μm, 500 MHz		
	Link Budget (dB)	15	20
	Dispersion Penalty (dB)	1	1
<p>Note: When using a power meter to measure the fiber TX power, set the baudrate to 9,600 bps and send data (00, ..., 0h) to the serial converter's serial port.</p>			
Pull High/Low Resistor for RS-485	1 kilo-ohm, 150 kilo-ohms		
RS-485 Data Direction Control	ADDC® (automatic data direction control)		
Terminator for RS-485	N/A, 120 ohms, 120 kilo-ohms		
Serial Signals			
RS-232	TxD, RxD, GND		
RS-422	Tx+, Tx-, Rx+, Rx-, GND		
RS-485-4w	Tx+, Tx-, Rx+, Rx-, GND		
RS-485-2w	Data+, Data-, GND		
Power Parameters			
Input Current	150 mA @ 12 VDC		
Overload Current Protection	Supported		
Power Consumption	150 mA @ 12 VDC		
Physical Characteristics			
Housing	Metal		
IP Rating	IP30		
Dimensions	86.8 x 136.5 x 21 mm (3.42 x 5.37 x 0.83 in)		
Weight	105 g (0.23 lb)		
Environmental Limits			
Operating Temperature	0 to 60°C (32 to 140°F)		
Storage Temperature (package included)	-20 to 75°C (-4 to 167°F)		
Ambient Relative Humidity	5 to 95% (non-condensing)		
Standards and Certifications			
EMC	EN 55032/24		
EMI	CISPR 32, FCC Part 15B Class A		
EMS	IEC 61000-4-2 ESD: Contact: 4 kV; Air: 8 kV IEC 61000-4-3 RS: 80 MHz to 1 GHz: 3 V/m IEC 61000-4-4 EFT: Power: 1 kV; Signal: 0.5 kV IEC 61000-4-5 Surge: Power: 1 kV; Signal: 0.5 kV IEC 61000-4-6 CS: 150 kHz to 80 MHz: 3 V/m; Signal: 3 V/m IEC 61000-4-8 PFMF		
Environmental Testing	IEC 60068-2-1 IEC 60068-2-2		

	IEC 60068-2-3
Safety	EN 60950-1, IEC 60950-1
Vibration	IEC 60068-2-6
MTBF	
Time	514,926 hrs
Standards	Telcordia (Bellcore), GB
Warranty	
Warranty Period	5 years
Details	See www.moxa.com/warranty
Package Contents	
Device	1 x TCF-142-RM Series converter
Documentation	1 x quick installation guide 1 x warranty card

Dimensions

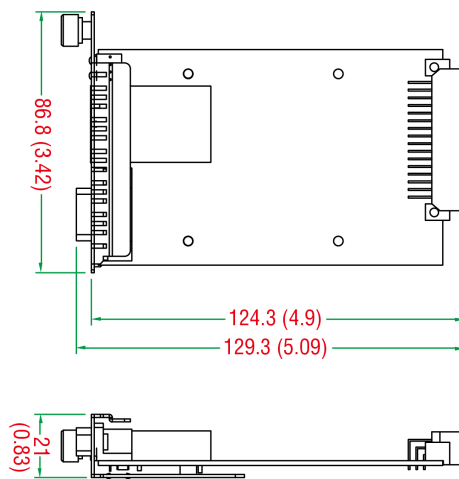
TCF-142-M/S-ST-RM Series

Unit: mm (inch)



TCF-142-M/S-SC-RM Series

Unit: mm (inch)



Ordering Information

Model Name	Fiber Module Type
TCF-142-M-ST-RM	Multi-mode ST
TCF-142-M-SC-RM	Multi-mode SC
TCF-142-S-ST-RM	Single-mode ST
TCF-142-S-SC-RM	Single-mode SC

© Moxa Inc. All rights reserved. Updated Nov 12, 2018.

This document and any portion thereof may not be reproduced or used in any manner whatsoever without the express written permission of Moxa Inc. Product specifications subject to change without notice. Visit our website for the most up-to-date product information.