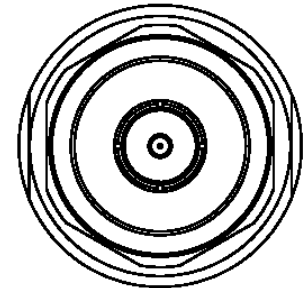
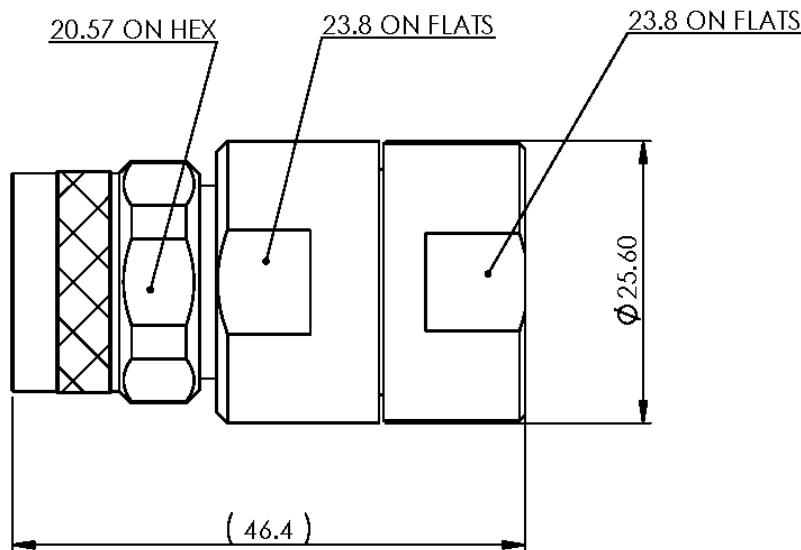
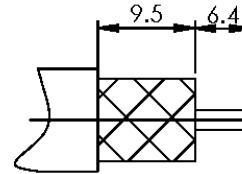


NOTICE OF PROPRIETARY RIGHTS THIS DOCUMENT CONTAINS CONFIDENTIAL TECHNICAL DATA, INCLUDING TRADE SECRETS, PROPRIETARY TO TIMES MICROWAVE SYSTEMS. DISCLOSURE OF THIS DATA IS EXPRESSLY CONDITIONED UPON YOUR ASSENT THAT ITS USE IS LIMITED TO USE WITHIN YOUR COMPANY ONLY. ANY OTHER USE IS STRICTLY PROHIBITED WITHOUT THE PRIOR WRITTEN CONSENT OF TIMES MICROWAVE SYSTEMS.

SYM	REVISION DESCRIPTION	DFTM	DATE	APPD	DATE
A	RELEASED FOR PRODUCTION	K.A.M.	5/20/11	J.D.B.	6/9/11



Reference standard IEC60169-16

I. Electric Performance

Nominal Impedance(Ω): 50
 Frequency Range: DC-6GHz
 VSWR: ≤ 1.35
 Insert Loss: ≤ 0.10 (0-3G)
 Insulation resistance ($M\Omega$): > 5000
 Proof voltage (V): 2500
 Conductor resistance ($m\Omega$):
 outer conductor < 0.4
 inner conductor < 0.8

II. Mechanical Performance

Whorl pull: 500N
 Nut torque: 5N.m
 Tensile force(cable-connect): 300N
 Torsion(cable-connect): 3N.m

II. Material and plating :

Component	Material	Plating
inner conductor	Beryllium copper	Au $>1.27\mu m$
outer conductor	Brass	Copper-tin-zinc $>2\mu m$
insulator	PTFE	
nut	Brass	Copper-tin-zinc $>2\mu m$

III. Environment

Temp.range	-55°C~+155°C
Thermal shock	US MIL-STD 202,Meth.107,Cond.B
Vibration	US MIL-STD 202,Meth.204,Cond.B
Shock	US MIL-STD 202,Meth.213,Cond.I
Weather standard	IEC 68 55 /155/ 56
ROHS compliant	

V. Assemble: inner and outer conductor installed

MATL:	UNLESS OTHERWISE SPECIFIED		DFTM: K. A. M.	TIMES MICROWAVE SYSTEMS			
	ALL DIMENSIONS ARE IN mm		DATE: 5/20/11				
USED ON:			CHKD: J. D. B.	CONNECTOR, NM FOR LMR-600 (EZ-600-NMC-2-D)			
			DATE: 6/9/11				
SCALE: ~	DWG. SIZE: A	DO NOT SCALE DRAWING	CODE IDENT: 68999	DATE: 6/9/11	SHEET: 1 of 1	SD3190-2641	REV: A