

HF9115

TO-5 RF 2 FORM C HERMETICALLY SEALED RELAY



Features

- High capability Broadband
- Low insertion loss, high isolation
- All metal welded construction
- Fusing soldering and marked by laser

AMBIENT ADAPTABILITY

Ambient grade		I	II
Ambient temperature		-55 °C to 85 °C	-65 °C to 125 °C
Humidity			98 %, 40 °C
Low air pressure		58.53 kPa	4.4 kPa
Sine vibration	Frequency	10 Hz to 2000 Hz	10 Hz to 3000 Hz
	Acceleration	196 m/s ²	294 m/s ²
Shock resistance			735 m/s ²
Random vibration			490 m/s ²
Steady-state acceleration			40 (m/s ²) ² /Hz

Contact ratings

Ambient grade	Contact load	Type	Electrical life min.
I	1 A 28 Vd.c.	Resistive	1 x 10 ⁵ OPS
II	1 A 28 Vd.c.	Resistive	1 x 10 ⁵ OPS
	0.2 A 28 Vd.c. 320 mH	Inductive	1 x 10 ⁵ OPS
	50 μA 50 mVd.c.	Low level	1 x 10 ⁵ OPS

CONTACT DATA

Arrangement	2 C	
Contact resistance	Initial max.	100 mΩ
	After life max.	200 mΩ

SPECIFICATION

Ambient grade		I	II
Insulation resistance min.		1000 MΩ (@ 500 Vd.c.)	10000 MΩ (@ 500 Vd.c.)
Dielectric strength min. (Normal condition)	Between open contacts	500 Vr.m.s.	500 Vr.m.s.
	Between contact & coil	500 Vr.m.s.	500 Vr.m.s.
	Between contact & cover	500 Vr.m.s.	500 Vr.m.s.
	Between contact group	500 Vr.m.s.	500 Vr.m.s.
	Between coil & cover	500 Vr.m.s.	500 Vr.m.s.
Dielectric strength min. (Low air pressure condition)		125 Vr.m.s.	125 Vr.m.s.
Leakage rate max.		1 Pa•cm ³ /s	1 x 10 ⁻³ Pa•cm ³ /s
Operate time max.			2 ms
Release time max.			1.5 ms
Mounting style		See the mounting dimension	
Terminals		See the terminal styles	
Work position		Random	
Weight max.		2.55 g	



HONGFA HERMETICALLY SEALED RELAY

COIL DATA

Norminal coil power Approx.0.5 W

Coil Version

Vd.c.

Order Number	Coil voltage		at 25 °C				-65°C to 125°C	
	Nominal voltage	Value max.	Coil resistance (1±10%) Ω	Pick-up voltage max.	Hold voltage max.	Drop-out voltage min.	Pick-up voltage max.	Drop-out voltage min.
005	5	5.8	50	3.6	2	0.32	3.8	0.15
012	12	16	390	7.5	4.5	0.60	9.5	0.40

Notes: We can offer many kinds of of coil voltage under the requirement of users.

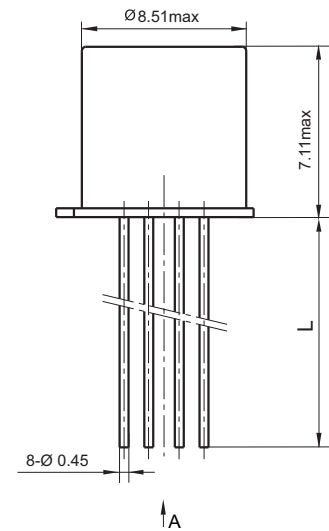
ORDERING INFORMATION

	HF9115	-005	-01	- I
Type				
Order Number	005、012			
Terminals Style	01、02、03 (See " Terminal styles " below)			
Ambient Grade	I 、 II			

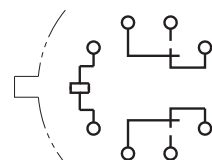
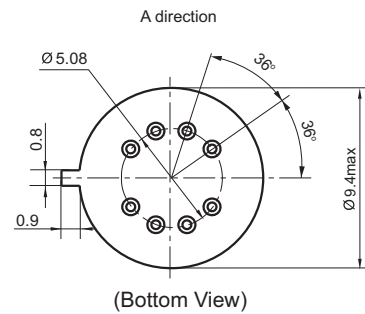
OUTLINE DIMENSIONS AND WIRING DIAGRAM

Unit:mm

Outline Dimension

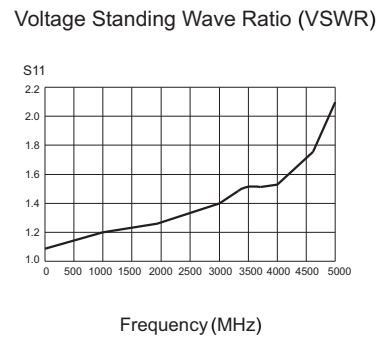
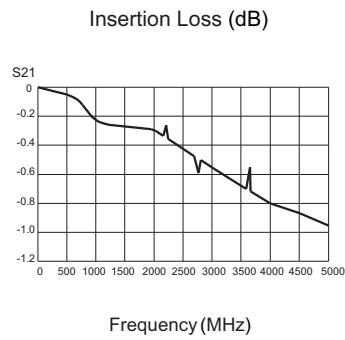
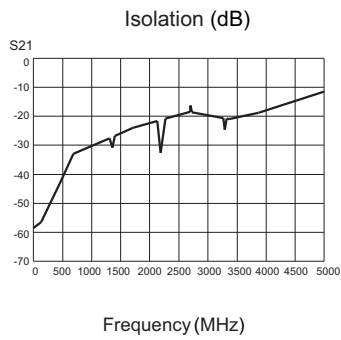


L	Terminal Styles Code
5.0 ±0.5	01
12.5min	02
38min	03



Wiring Diagram
(Bottom View)

TYPICAL RF FEATURE



The conditions of RF feature test:

1. Test at normal temperature
2. Professional testing fixture
3. The testing signal level is 0.1mw
4. The load of non-testing terminals is $Z_0=50\Omega$ ohm

Disclaimer

This datasheet is for the customers' reference. All the specifications are subject to change without notice.

© Xiamen Hongfa Electroacoustic Co., Ltd. All rights of Hongfa are reserved.