


.050" Color Coded Flat Cable

28 AWG Stranded, PVC

3302 Series



- 28 AWG wire on .050 inch centers permits mass termination to a broad line of IDC connectors
- Stranded wire provides flexibility and extended product life
- Zippable for branching or discrete termination
- Color coded for wire identification

Date Modified: February 19, 1999

TS-0123-10
Sheet 1 of 2

42



Physical

Insulation

Material: Polyvinyl Chloride (PVC)
Color: 10 Color Repeat, Clear Carrier

Marking

Standard: None

Canadian Option:  AWM 20462 105C 300V VW1 3M NU  AWM IA 80C 150V FT1
EU <50V

Conductors: 28 AWG 7 × 36 [7 × 0.127] Tinned Stranded Copper

Electrical

Voltage Rating: USA: 300V Canada: 150V EU: <50V

Insulation Resistance: $> 1 \times 10^9 \Omega/10 \text{ ft. [3m]}$

Characteristic Impedance Unbalanced: 105 Ω

Capacitance Unbalanced: 14.1 pF/ft. [46.3 pF/m]

Inductance Unbalanced: .15 $\mu\text{H/ft. [0.49 } \mu\text{H/m]}$

Propagation Delay Unbalanced: 1.47 ns/ft. [4.82 ns/m]

Velocity of Propagation Unbalanced: 69%

Note: Unbalanced is measured between ground-signal-ground conductors.

Environmental

Temperature Rating: USA: -20°C to +105°C Canada: -20°C to +80°C

Flammability Rating: USA: VW-1 Canada: FT1

UL File No.: E42769, Style No.: 20462

3M Interconnect Solutions Division

6801 River Place Blvd.
Austin, TX 78726-9000

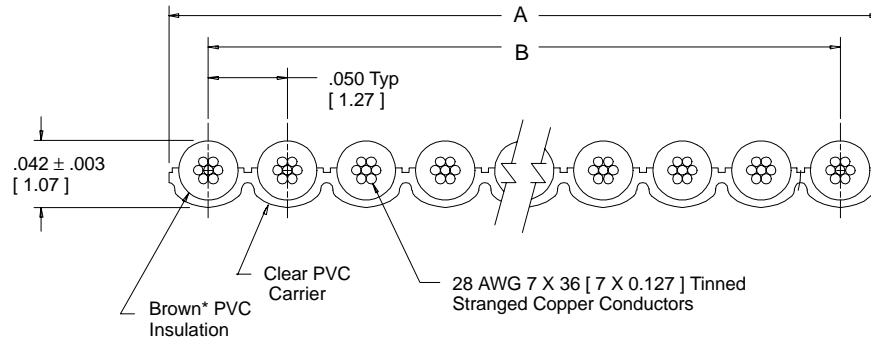
For technical, sales or ordering information call
800-225-5373

.050" Color Coded Flat Cable

28 AWG Stranded, PVC

3302 Series

Number of Conductors	3M Part Number	Dimension A	Dimension B
09	3302/09	0.450 ± .015 [11.43]	0.400 ± .010 [10.18]
10	3302/10	0.500 ± .015 [12.70]	0.450 ± .010 [11.43]
14	3302/14	0.700 ± .015 [17.78]	0.650 ± .010 [16.51]
15	3302/15	0.750 ± .015 [19.05]	0.700 ± .010 [17.78]
16	3302/16	0.800 ± .020 [20.32]	0.750 ± .015 [19.05]
18	3302/18	0.900 ± .020 [22.86]	0.850 ± .015 [21.59]
20	3302/20	1.000 ± .020 [25.40]	0.950 ± .015 [24.13]
24	3302/24	1.200 ± .020 [30.48]	1.150 ± .015 [29.21]
25	3302/25	1.250 ± .020 [31.75]	1.200 ± .015 [30.48]
26	3302/26	1.300 ± .020 [33.02]	1.250 ± .015 [31.75]
30	3302/30	1.500 ± .025 [38.10]	1.450 ± .020 [36.83]
34	3302/34	1.700 ± .025 [43.18]	1.650 ± .020 [41.91]
36	3302/36	1.800 ± .025 [45.72]	1.750 ± .020 [44.45]
37	3302/37	1.850 ± .025 [46.99]	1.800 ± .020 [45.72]
40	3302/40	2.000 ± .025 [50.80]	1.950 ± .020 [49.53]
50	3302/50	2.500 ± .025 [63.50]	2.450 ± .020 [62.23]
60	3302/60	3.000 ± .025 [76.20]	2.950 ± .020 [74.93]
64	3302/64	3.200 ± .025 [81.28]	3.150 ± .020 [80.01]

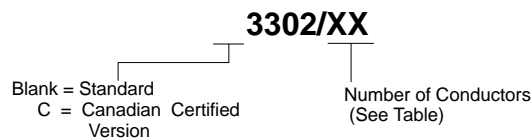


- *10 Color Repeat
- Brown
 - Red
 - Orange
 - Yellow
 - Green
 - Blue
 - Violet
 - Gray
 - White
 - Black

Inch [mm]			
Tolerance Unless Noted			
	.0	.00	.000
Inch	± .1	± .01	± .005

[] Dimensions for Reference only

Ordering Information



Note: Available in standard lengths of 100 feet or 300 feet per roll, please specify when ordering.

TS-0123-10
Sheet 2 of 2

3M Interconnect Solutions Division

6801 River Place Blvd.
Austin, TX 78726-9000

For technical, sales or ordering information call
800-225-5373