

INTEGRATED CONNECTOR MODULES

0821-1X1T-43-F Gigabit Ethernet MagJack® with LEDs



LED1 POLARITY			LED2 POLARITY		
PIN 13	PIN 14	COLOR	PIN 15	PIN 16	COLOR
-	+	YELLOW	+	-	ORANGE
/	/	/	-	+	GREEN

ELECTRICAL CHARACTERISTICS @ 25°C

URNS RATIO

TP1	1CT : 1CT ±2%
TP2	1CT : 1CT ±2%
TP3	1CT : 1CT ±2%
TP4	1CT : 1CT ±2%

CL @ 100kHz/100mVRMS

8mA DC BIAS	350µH MIN.
-------------	------------

INS. LOSS

0.1MHz TO 1MHz	-1.1 dB MAX
1MHz TO 65MHz	-0.5 dB MAX
65MHz TO 100MHz	-0.8 dB MAX
100MHz TO 125MHz	-1.2 dB MAX

RET. LOSS (MIN)

0.5MHz-40MHz	-18 dB
40MHz-100MHz	-12+20LOG(f/80MHz) dB

CROSS TALK

100kHz - 100MHz	-33+20LOG(f/100MHz)dB MIN
-----------------	---------------------------

CM TO CM REJ

100kHz - 100MHz	-30 dB MIN
-----------------	------------

CM TO DM REJ

100kHz - 100MHz	-35 dB MIN
-----------------	------------

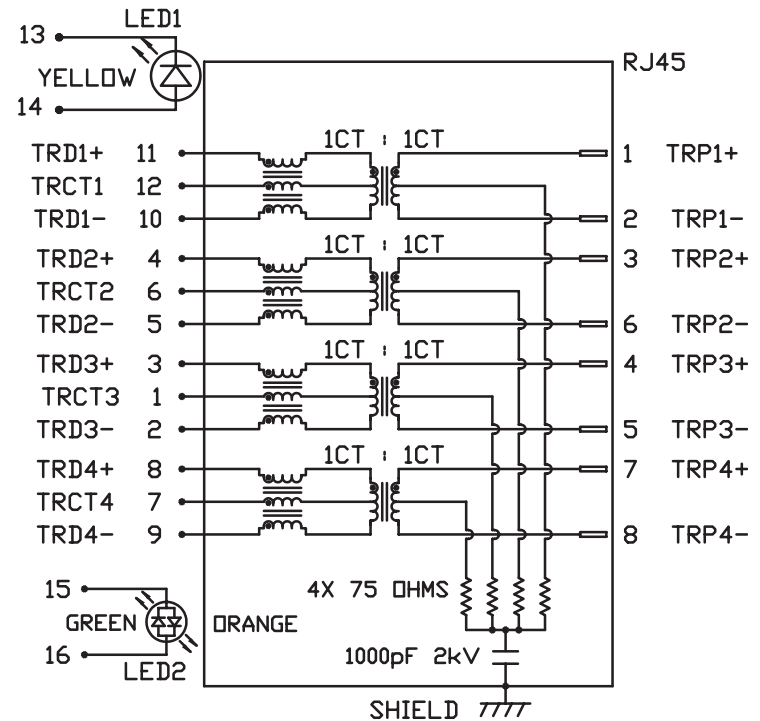
HIPOT (Isolation Voltage): 1500 Vrms or 2250 VDC

LED 1

VF (FORWARD VOLTAGE)	IF=20mA YELLOW 2.1V TYP.
λD (DOMINANT WAVELENGTH)	IF=20mA YELLOW 590nm TYP.

LED 2

VF (FORWARD VOLTAGE)	IF=20mA GREEN 2.2V TYP.
	ORANGE 2.0V TYP.
λD (DOMINANT WAVELENGTH)	IF=20mA GREEN 565nm TYP.
	ORANGE 610nm TYP.



USB ELECTRICAL:

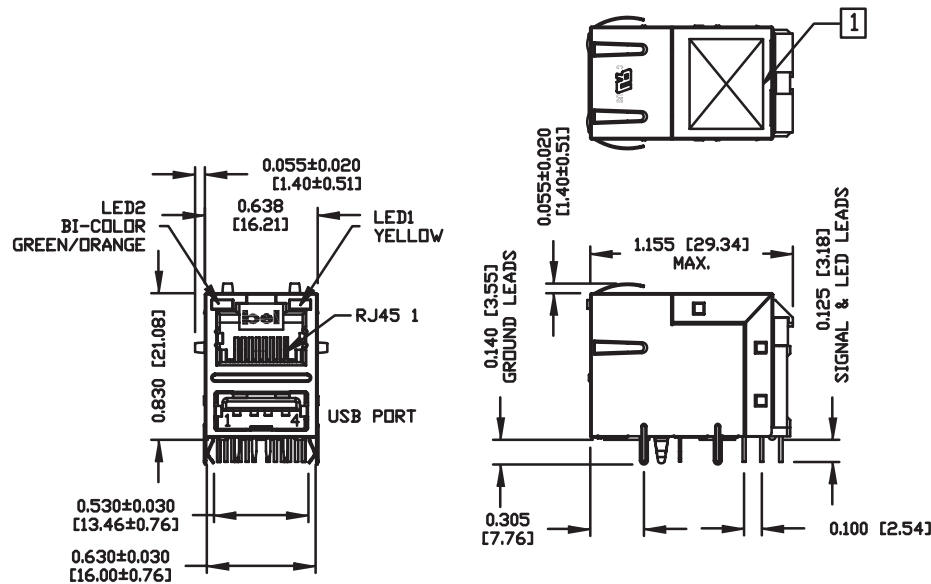
INSULATION RESISTANCE:	1000 MEGAΩ (MIN)
CONTACT RESISTANCE:	25 MILLIΩ (MAX)
DIELECTRIC WITHSTANDING:	750 VAC

INTEGRATED CONNECTOR MODULES

0821-1X1T-43-F Gigabit Ethernet MagJack® with LEDs

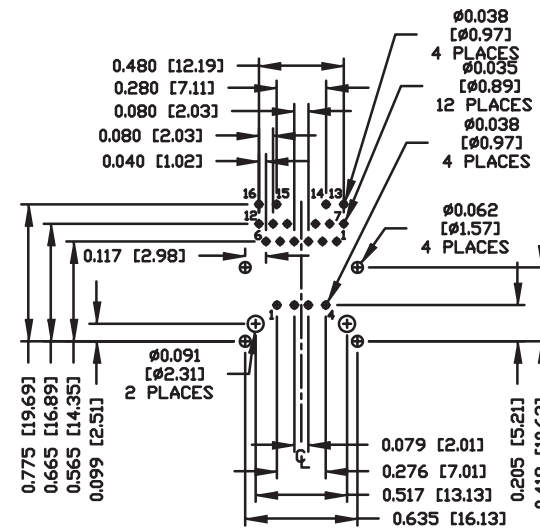


MECHANICAL SPECIFICATION



RECOMMENDED PCB FOOTPRINT

COMPONENT SIDE VIEW



RJ45 MECHANICAL:

PLASTIC HOUSING: THERMOPLASTIC PBT
 FLAMMABILITY RATING UL 94V-0
 CONTACT PLATING: 30 MICRO-INCH HARD GOLD PLATING
 PINS: TIN-COATED COPPER WIRE, DIA 0.018 INCH.
 METAL SHIELD: NICKEL PLATED ON COPPER ALLOY.
 (ALL GROUND LEADS ARE SOLDER DIPPED)

USB MECHANICAL:

MATING FORCE: 35 NEWTONS MAXIMUM
 UNMATING FORCE: 10 NEWTONS MINIMUM
 CONTACT: PROSPHER BRONZE
 30 MICRO-INCH MIN GOLD PLATING ON CONTACT AREA AND TIN/LEAD ON SOLDER TAIL.

1. MARK PART WITH MFG. LOGO, MFG. NAME, PART NUMBER, AND DATE CODE.

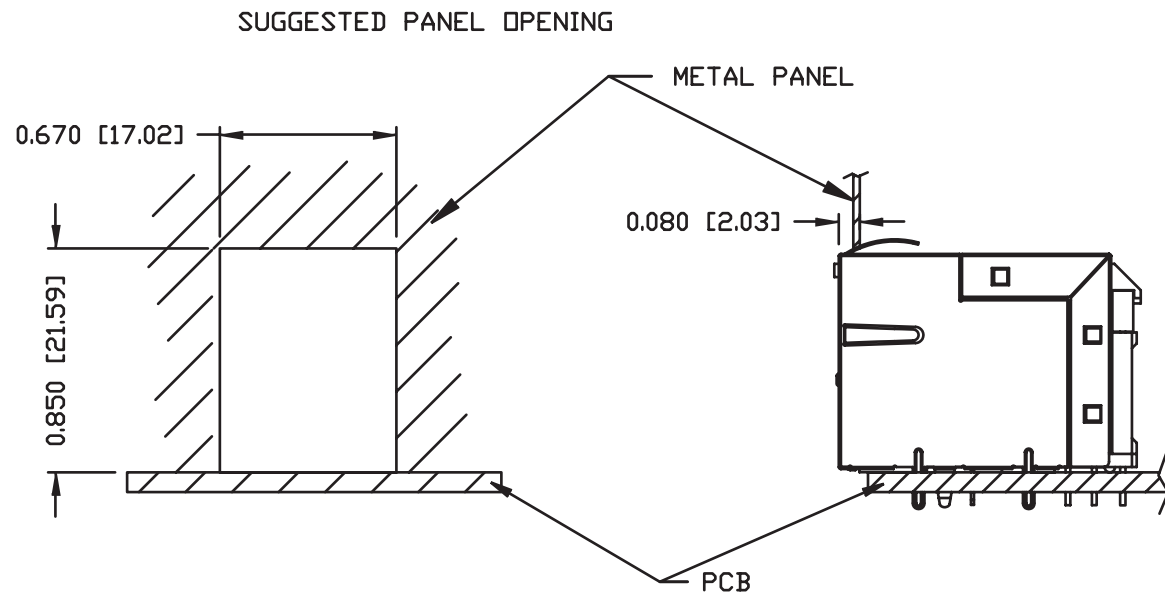
2. RoHS COMPLIANCE, PER EU DIRECTIVE 2002/95/EC



UL RECOGNIZED - FILE #E196366 AND E169987.

INTEGRATED CONNECTOR MODULES

0821-1X1T-43-F Gigabit Ethernet MagJack® with LEDs



NOTES:

THE DISTANCE OF PANEL INSIDE SURFACE RELATIVE TO FRONT SURFACE OF PART IS ONLY A SUGGESTION. IN CASE THIS DISTANCE IS DIFFERENT, THE REQUIRED PANEL OPENING DIMENSIONS CHANGE ACCORDINGLY.

PACKING INFORMATION

PACKING TRAY : 0200-0148-48 (TOP)
 0200-0148-49 (BOTTOM)

PACKING QUANTITY : 60 PCS FINISHED GOODS PER TRAY
 8 TRAYS (480 PCS FINISHED GOODS) PER CARTON BOX

NOTE : CARDBOARDS ARE PLACED BETWEEN LAYERS OF PACKING TRAY INSIDE CARTON BOX
 (INCLUDE THE UPPERMOST AND LOWERMOST TRAY)