

**Low Cost High IP3 Mixer for Cellular Applications**

**CSM1-10**  
V3


**Features**

- LO & RF 10 TO 1500 MHz
- IF 1 TO 500 MHz
- LO DRIVE +10 dBm (NOMINAL)
- SURFACE MOUNT
- HIGH INTERCEPT +19dBm (TYP.)
- +260°C REFLOW COMPATIBLE

**Description**

The CSM1-10 is a double balanced mixer, designed for use in the high volume wireless applications. The design utilizes Schottky ring quad diodes and broadband baluns to attain excellent performance.

**Product Image**



**Ordering Information**

Part Number	Package
CSM1-10	Surface Mount

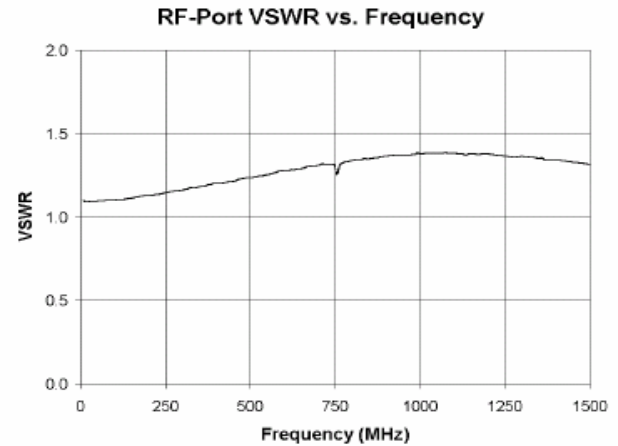
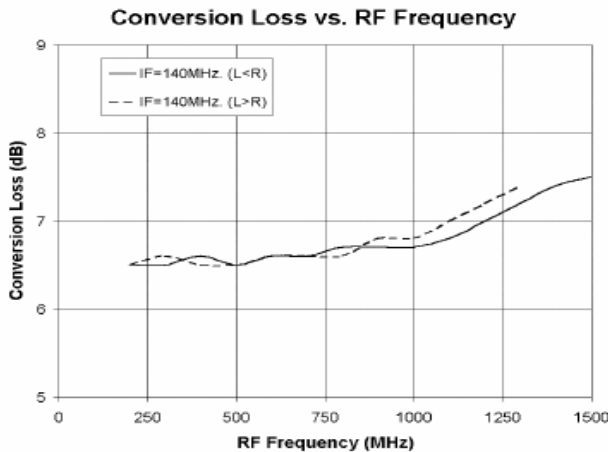
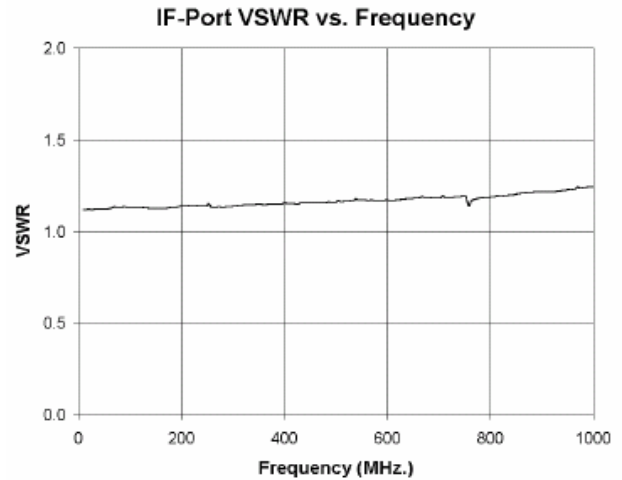
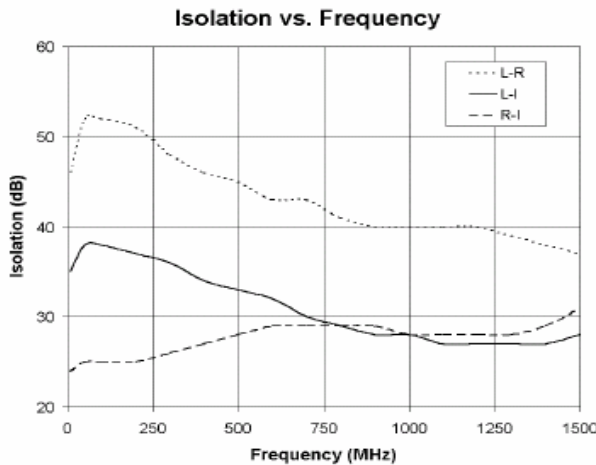
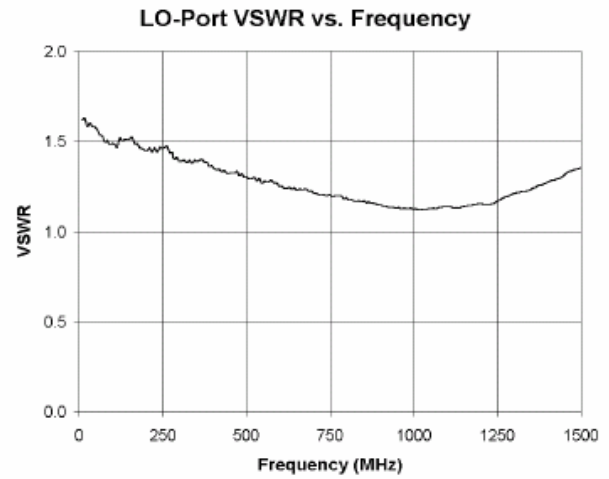
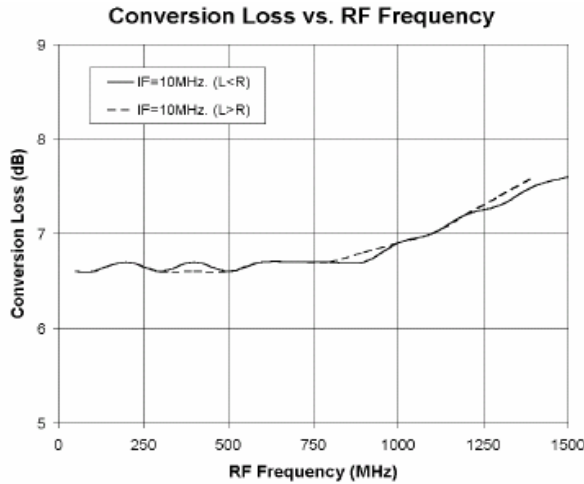
**Electrical Specifications:  $Z_0 = 50\Omega$   $L_o = +10$  dBm (Downconverter application only)**

Parameter	Test Conditions	Units	Typical	Guaranteed	
				+25°C	-40° to +85°C
SSB Conversion Loss(max)	fR = 10 to 1000 MHz, fL = 10 to 1000 MHz, fl = 1 to 500 MHz fR = 1000 to 1500 MHz, fL = 1000 to 1500 MHz, fl = 1 to 500 MHz	dB dB	6.5	7.0	7.5
			7.5	8.0	8.5
SSB Noise Figure		dB	Within 1 dB of conversion loss		
L - R Isolation (min)	fL = 10 to 1500 MHz	dB	40	35	33
L - I Isolation (min)	fL = 10 to 1500 MHz	dB	30	25	23
R - I Isolation (min)	fR = 10 to 1500 MHz	dB	27		
1 dB Conversion Comp	fL = +10 dBm	dBm	+6		
Input IP3	fL = 10 to 1500 MHz, fl = 1 to 500 MHz, fR = 10 to 1500 MHz	dBm	+19		
R-Port VSWR	fR = 10 to 1500 MHz		1.50:1		
L-Port VSWR	fL = 10 to 1500 MHz		1.75:1		
I-Port VSWR	fl = 10 to 500 MHz		1.50:1		

**Low Cost High IP3 Mixer for Cellular Applications**

**CSM1-10**  
V3

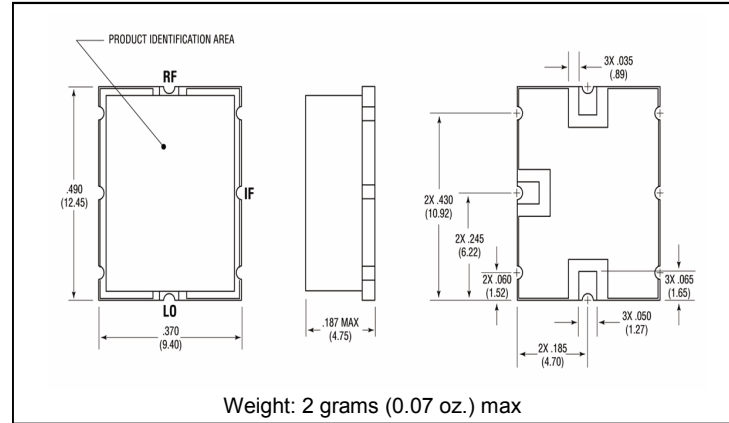
**Typical Performance Curves**



**Low Cost High IP3 Mixer for  
Cellular Applications**

**CSM1-10**  
V3

**Outline Drawing: Surface Mount \***



\* Dimensions are inches (millimeters)  $\pm 0.015$  (0.38) unless otherwise specified.

**Absolute Maximum Ratings**

Parameter	Absolute Maximum
Operating Temperature	-54°C to +85°C
Storage Temperature	-65°C to +100°C
Peak Input Power	+20 dBm max @ -25°C +17 dBm max @ +85°C
Peak Input Current	50 mA DC