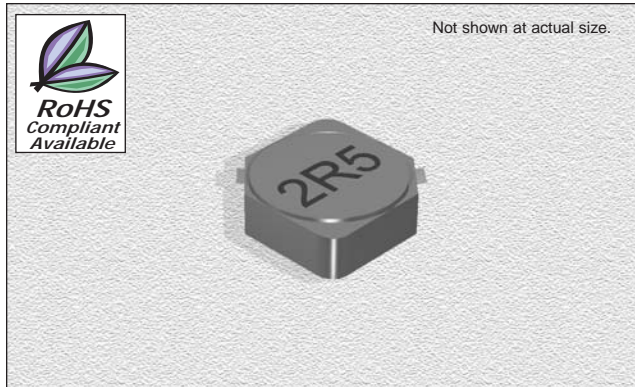


CTCDRH5D28 Series

From 2.5 μ H to 150 μ H



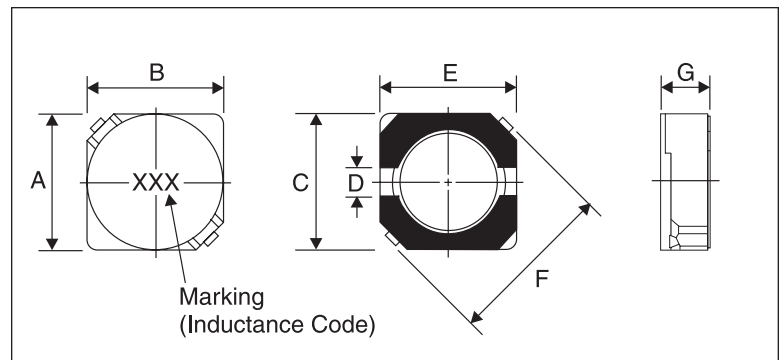
SPECIFICATIONS

Parts are available in $\pm 30\%$ tolerance only.
 CTCDRH5D28E Please specify "F" for RoHS Compliant

Part Number	Inductance (μ H $\pm 30\%$)	L Test Freq. (kHz)	DCR Max. (m Ω)	Rated DC Current (A)
CTCDRH5D28_-2R5N	2.5	10	18	2.60
CTCDRH5D28_-3R0N	3.0	10	24	2.40
CTCDRH5D28_-4R2N	4.2	10	31	2.20
CTCDRH5D28_-5R3N	5.3	10	38	1.90
CTCDRH5D28_-6R2N	6.2	10	45	1.80
CTCDRH5D28_-8R2N	8.2	10	53	1.60
CTCDRH5D28_-100N	10	10	65	1.30
CTCDRH5D28_-120N	12	10	76	1.20
CTCDRH5D28_-150N	15	10	103	1.10
CTCDRH5D28_-180N	18	10	110	1.00
CTCDRH5D28_-220N	22	10	122	0.90
CTCDRH5D28_-270N	27	10	175	0.85
CTCDRH5D28_-330N	33	10	189	0.75
CTCDRH5D28_-390N	39	10	212	0.70
CTCDRH5D28_-470N	47	10	260	0.62
CTCDRH5D28_-560N	56	10	305	0.58
CTCDRH5D28_-680N	68	10	355	0.52
CTCDRH5D28_-820N	82	10	463	0.46
CTCDRH5D28_-101N	100	10	520	0.42
CTCDRH5D28_-121N	120	10	850	0.31
CTCDRH5D28_-151N	150	10	956	0.26

PHYSICAL DIMENSIONS

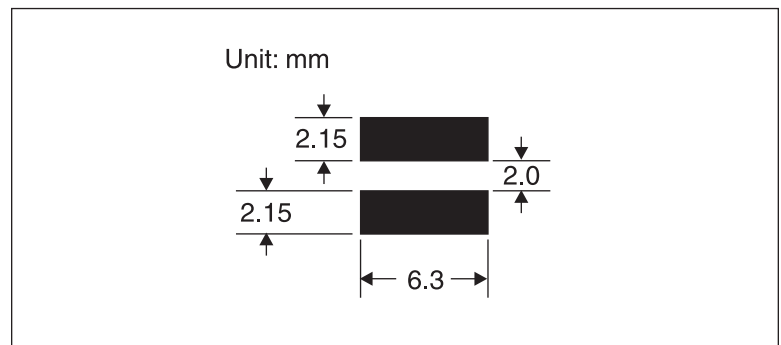
Size	A	B	C	D	E	F	G
						Max.	Max.
mm	5.7 \pm 0.3	5.7 \pm 0.3	5.5	2.0	5.5	8.2	3.0
inches	0.22 \pm 0.01	0.22 \pm 0.01	0.217	0.08	0.217	0.32	0.12



CHARACTERISTICS

- Description:** SMD (shielded) power inductor
- Applications:** Power supplies for VTR, OA equipment, LCD televisions, PC notebooks, portable communication equipment, DC/DC converters, etc.
- Operating Temperature:** -30°C to +100°C
- Inductance Tolerance:** $\pm 30\%$
- Testing:** Tested on a HP4284A at 10 KHz , 0.25Vrms , 0Adc
- Packaging:** Tape & Reel
- Marking:** Parts are marked with inductance code
- Rated DC Current:** Indicates the current when the inductance decreases to 65% of its initial value or D.C. current when the temperature of coil is increased by 30% the smaller one is defined as rated current.
- Miscellaneous:** RoHS Compliant available
- Additional Information:** Additional electrical & physical information available upon request
- Samples available. See website for ordering information.**

PAD LAYOUT



03.13.06