

90° HYBRID

SURFACE MOUNT MODEL: SLQ-K10

OPTIMIZED BANDWIDTH

500 - 1000 MHz

FEATURES:

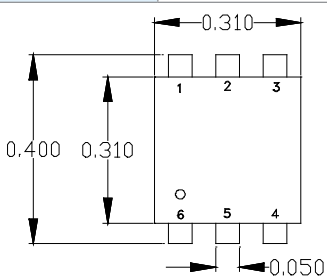
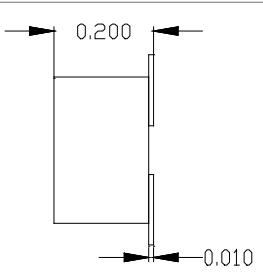
- ▶ Excellent Performance
- ▶ Small Size, Surface Mount
- ▶ Building Block For:
 - Power Amplifiers
 - Image Rejection Mixers
 - I & Q / SSB Modulators
 - Phase Shifters & More...

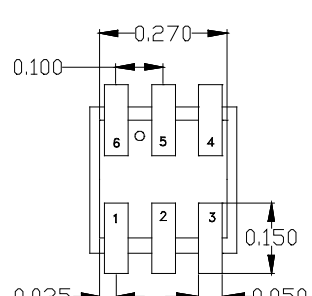


SPECIFICATIONS (Rev. A 11/21/07)

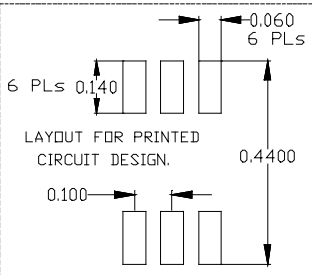
Frequency	500 - 1000 MHz	
Insertion Loss (dB) *	Typ.	Max.
	0.8	1.5
Amplitude Unbalance	Typ.	Max.
	1.3	1.6
Phase Unbalance (Deg.)	Typ.	Max.
	6	10
Isolation (dB)	Typ.	Min.
	15	10
Power Rating	1 Watt (Max.)	
Impedance	50 Ohms (Nom.)	
VSWR	1.8:1 (Typ.)	
Operating Temperature Range	-40 to +85 °C	
Storage Temperature Range	-55 to +100 °C	
* Insertion loss in excess of the theoretical 3 dB coupling.		

Package #	159
------------------	------------



LAYOUT FOR PRINTED
CIRCUIT DESIGN.



Port Configuration				
Input	Isolated*	+90° Output	0° Output	GND.**
6	5	1	2	3,4

* Terminate ISOLATED port in 50 Ohms EXTERNALLY.
** Ground Externally

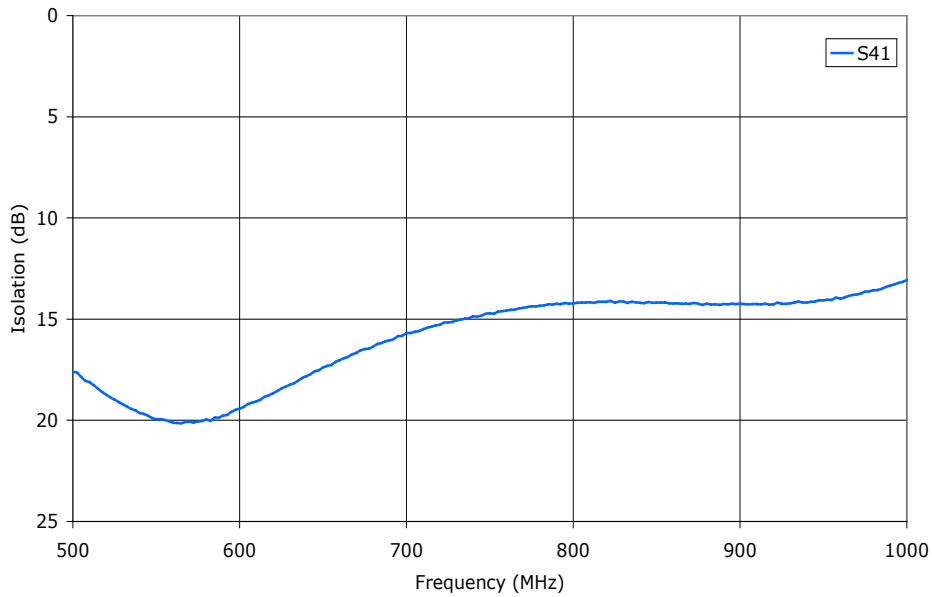
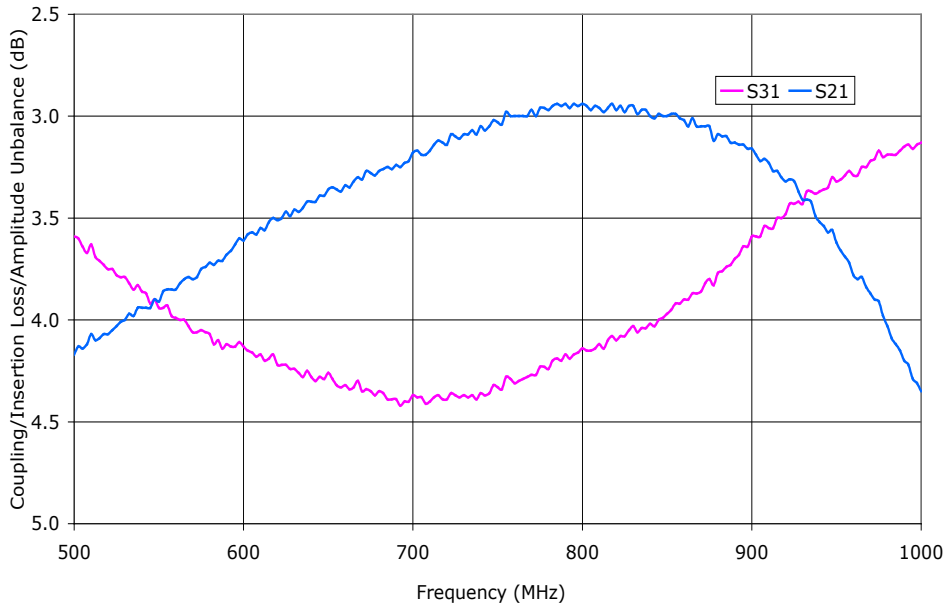
90° HYBRID

SURFACE MOUNT MODEL: SLQ-K10

OPTIMIZED BANDWIDTH

500 - 1000 MHz

Data @ 25°C



PERFORMANCE PLOTS

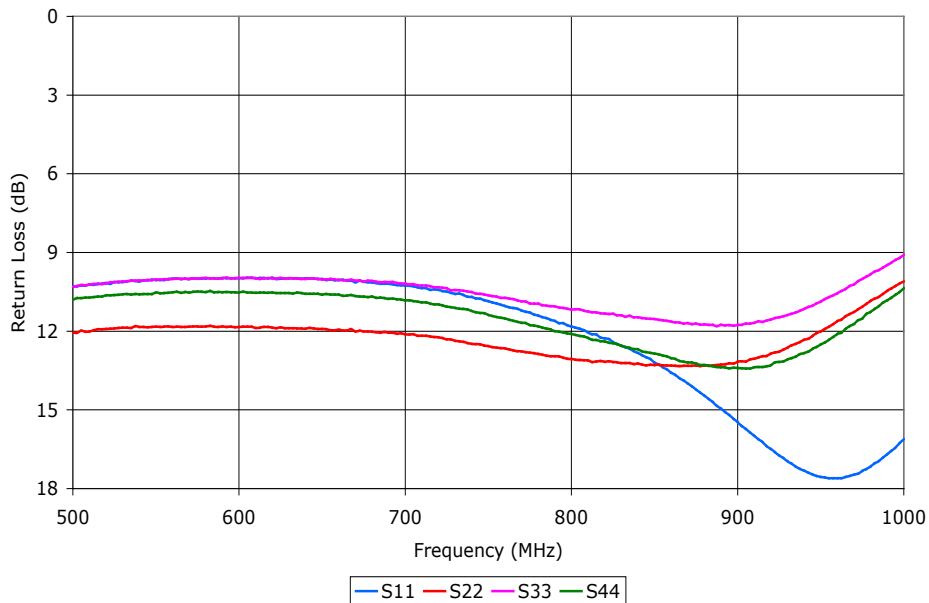
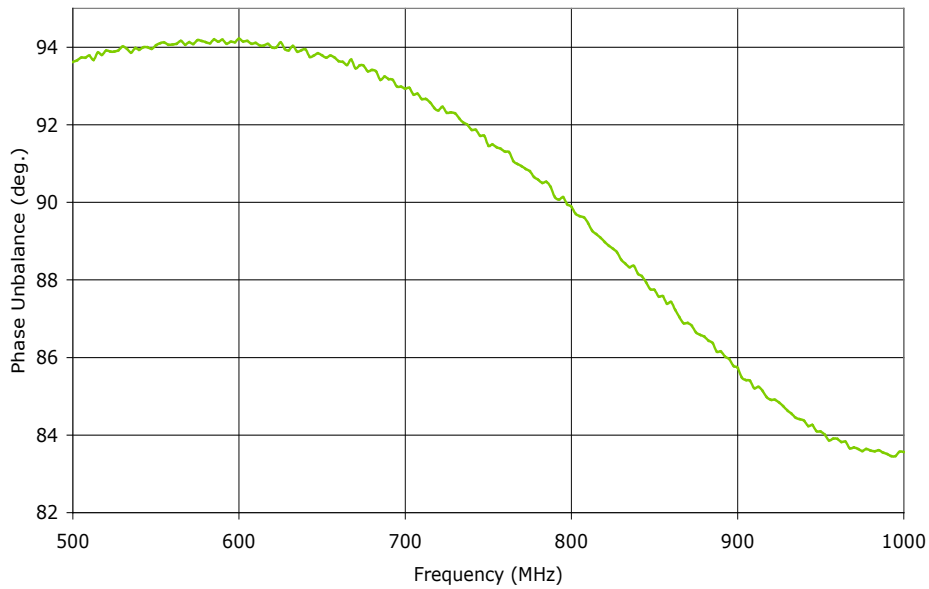
90° HYBRID

SURFACE MOUNT MODEL: SLQ-K10

OPTIMIZED BANDWIDTH

500 - 1000 MHz

Data @ 25°C



PERFORMANCE PLOTS



Copyright © 2008 Synergy Microwave Corporation

201 McLean Boulevard • Paterson, New Jersey 07504 • Tel: (973) 881-8800 • Fax: (973) 881-8361
E-Mail: sales@synergymw.com • World Wide Web: <http://www.synergymw.com>

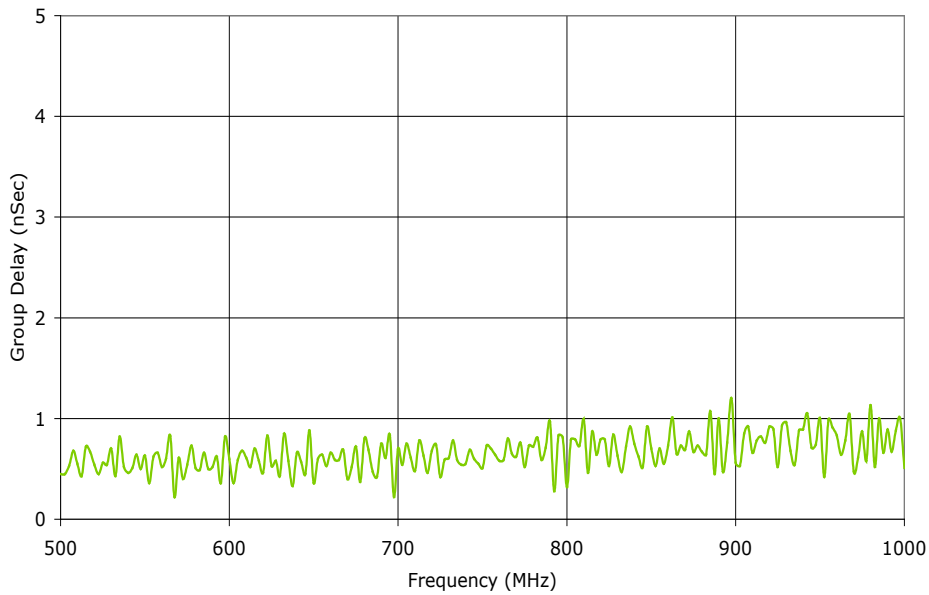
90° HYBRID

SURFACE MOUNT MODEL: SLQ-K10

OPTIMIZED BANDWIDTH

500 - 1000 MHz

Data @ 25°C



PERFORMANCE PLOTS