

PLEASE CHECK WWW.MOLEX.COM FOR LATEST PART INFORMATION

Part Number: **0510210700**
Status: **Active**
Overview: picoblade
Description: 1.25mm (.049") Pitch PicoBlade™ Wire-to-Wire and Wire-to-Board Housing, Female, 7 Circuits

Documents:

3D Model	Product Specification PS-51021-022 (PDF)
Drawing (PDF)	Product Specification PS-51021-023 (PDF)
Product Specification PS-51021-001 (PDF)	Product Specification PS-51021-025 (PDF)
Product Specification PS-51021-002 (PDF)	Product Specification PS-51021-026 (PDF)
Product Specification PS-51021-009 (PDF)	Product Specification PS-51021-027 (PDF)
Product Specification PS-51021-010 (PDF)	Product Specification PS-51021-028 (PDF)
Product Specification PS-51021-011 (PDF)	RoHS Certificate of Compliance (PDF)

Agency Certification

CSA	LR19980
UL	E29179

General

Product Family	Crimp Housings
Series	<u>51021</u>
Overview	<u>picoblade</u>
Product Name	PicoBlade™

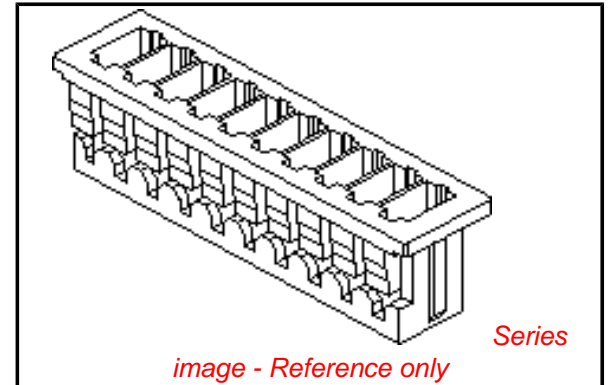
Physical

Circuits (maximum)	7
Color - Resin	Natural
Flammability	94V-0
Gender	Female
Glow-Wire Compliant	No
Lock to Mating Part	Yes
Material - Resin	Polyester
Number of Rows	1
Packaging Type	Bag
Panel Mount	No
Pitch - Mating Interface (in)	0.049 In
Pitch - Mating Interface (mm)	1.25 mm
Stackable	No
Temperature Range - Operating	-40°C to +85°C

Material Info

Reference - Drawing Numbers

Packaging Specification	SPK-51021
Product Specification	PS-51021-001, PS-51021-002, PS-51021-009, PS-51021-010, PS-51021-011, PS-51021-022, PS-51021-023, PS-51021-025, PS-51021-026, PS-51021-027, PS-51021-028, RPS-51021-001, RPS-51021-002, RPS-51021-003, RPS-51021-004, RPS-51021-006, RPS-51021-007, RPS-51021-008, RPS-51021-009, RPS-51021-010, RPS-51021-011, RPS-51021-013, RPS-51021-014, RPS-51021-018, RPS-51021-020, RPS-51021-021, RPS-51021-023, RPS-51021-024, RPS-51021-025, RPS-51021-028, RPS-51021-030, RPS-51021-031, RPS-51021-032, RPS-51021-033, RPS-51021-034, RPS-51021-037,



EU RoHS

ELV and RoHS Compliant
REACH SVHC Contains SVHC: No
Halogen-Free Status

China RoHS



Not Halogen-Free

Need more information on product environmental compliance?

Email productcompliance@molex.com
 For a multiple part number RoHS Certificate of Compliance, [click here](#)

Please visit the [Contact Us](#) section for any non-product compliance questions.

Search Parts in this Series

[51021Series](#)

Mates With

[51047 Crimp Housing](#), [53047 PCB Header](#), [53048 PCB Header](#), [53261 PCB Header](#), [53398 PCB Header](#)

Use With

[50058 crimp terminal](#), [50079 crimp terminal](#)

RPS-51021-038, RPS-51021-039, RPS-51021-040,
RPS-51021-041, RPS-51021-042, RPS-51021-043,
RPS-51021-044, RPS-51021-045, RPS-51021-046,
RPS-51021-047, RPS-51021-048, RPS-51021-051,
RPS-51021-052, RPS-51021-053, RPS-51021-054,
RPS-51021-055, RPS-51021-056, RPS-51021-057,
RPS-51021-058, RPS-51021-059, RPS-51021-060,
RPS-51021-061, RPS-51021-062, RPS-51021-063,
RPS-51021-064, RPS-51021-065, RPS-51021-066,
RPS-51021-067, RPS-51021-068, RPS-51021-071,
RPS-51021-072, RPS-51021-073, RPS-51021-074,
RPS-51021-076, RPS-51021-077, RPS-51021-078,
RPS-51021-079, RPS-51021-081, RPS-51021-084,
RPS-51021-085, RPS-51021-086, RPS-51021-089,
RPS-51021-091, RPS-51021-092, RPS-51021-096,
RPS-51021-097, RPS-51021-101, RPS-53398-002,
RPS-53398-037, RPS-53398-038
SD-51021-**00, SD-51021-002

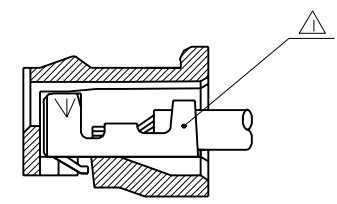
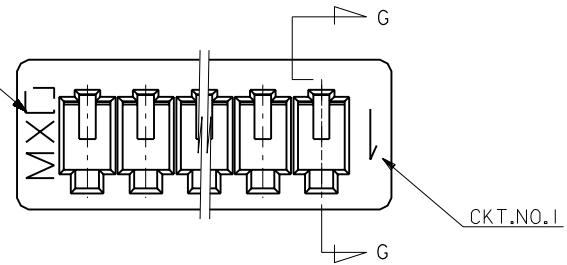
Sales Drawing

This document was generated on 06/01/2010

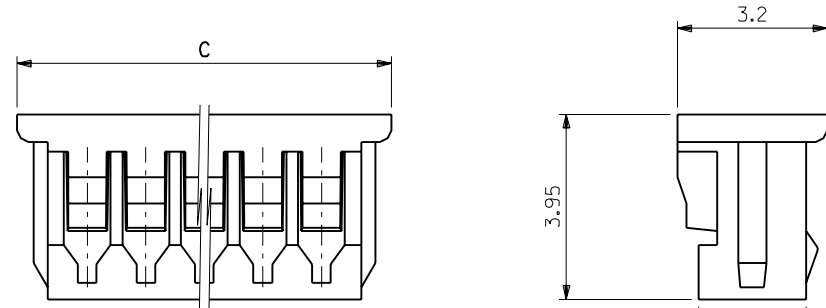
PLEASE CHECK WWW.MOLEX.COM FOR LATEST PART INFORMATION

DWG. NO.
SD-51021-**-00

トレードマーク
TRADE MARK

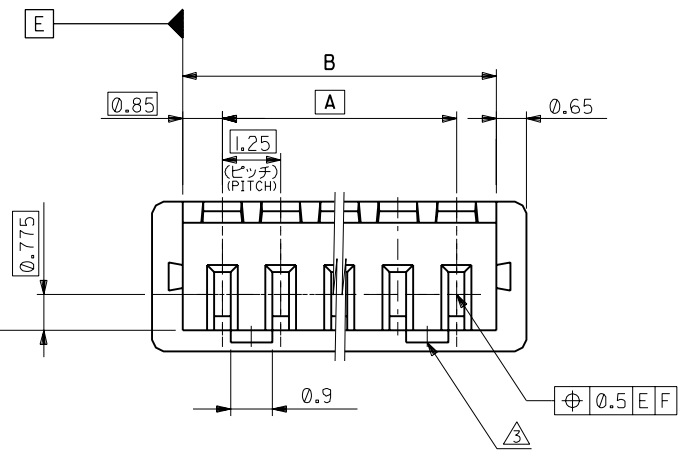


SECT. G-G



注記 NOTES

- △ 適合ターミナル : 50058, 50079 シリーズ
APPLICABLE TERMINAL : 50058, 50079 SERIES
- 2 嵌合相手 : 53047, 53048, 53261, 53398 シリーズ
MATE WITH : 53047, 53048, 53261, 53398 SERIES
- △ ロックは、2, 3極は1ヶ, 4極以上は2ヶとする。
LOCKING WINDOW : ONE PLACE FOR 2 & 3 CKT.
AND TWO PLACES FOR MORE THAN 3 CKT.



20.5	19.2	17.5	51021-1500	15
19.25	17.95	16.25	-1400	14
18	16.7	15	-1300	13
16.75	15.45	13.75	-1200	12
15.5	14.2	12.5	-1100	11
14.25	12.95	11.25	-1000	10
13	11.7	10	-0900	9
11.75	10.45	8.75	-0800	8
10.5	9.2	7.5	-0700	7
9.25	7.95	6.25	-0600	6
8	6.7	5	-0500	5
6.75	5.45	3.75	-0400	4
5.5	4.2	2.5	-0300	3
4.25	2.95	1.25	51021-0200	2
C	B	A	ENG.NO.	種数 CKTS.

材料 MATERIAL		PBTP UL94V-0		molex MOLEX-JAPAN CO.,LTD. 日本モレックス株式会社	
仕上げ FINISH		—H—		REVISE ONLY ON CAD SYSTEM	
適用電線範囲 WIRE RANGE		—H—		TITLE 名称	
被覆外径 INS. RANGE		—H—		1.25 WIRE TO BOARD CONN. RECEPTACLE HOUSING	
DRAWN BY '93/6/1 K.TOJO		CHK'D BY '93/6/1 H.HIRAMOTO		DWG. NO.	
APP'D BY '93/6/1 M.FUKUSHIMA		DR. DATE		SD-51021-**-00	
SCALE 10 : 1		REV		D	
角度 ANGLE		±3°			
30 以上 OVER		+0.3			
10 以上 30 未満 UNDER		+0.25			
10 未満 UNDER		+0.2			
一般公差 GENERAL TOLERANCES		記号 LTR		変更内容 REVISION RECORD	
		D		変更及び再作図 REVISED & REDRAWN (030522)	
		K.T. H.H.		DR. DATE	
		'93/6/1			

10 9 8 7 6 5 4 3 2 1

F

F

E

E

D

D

C

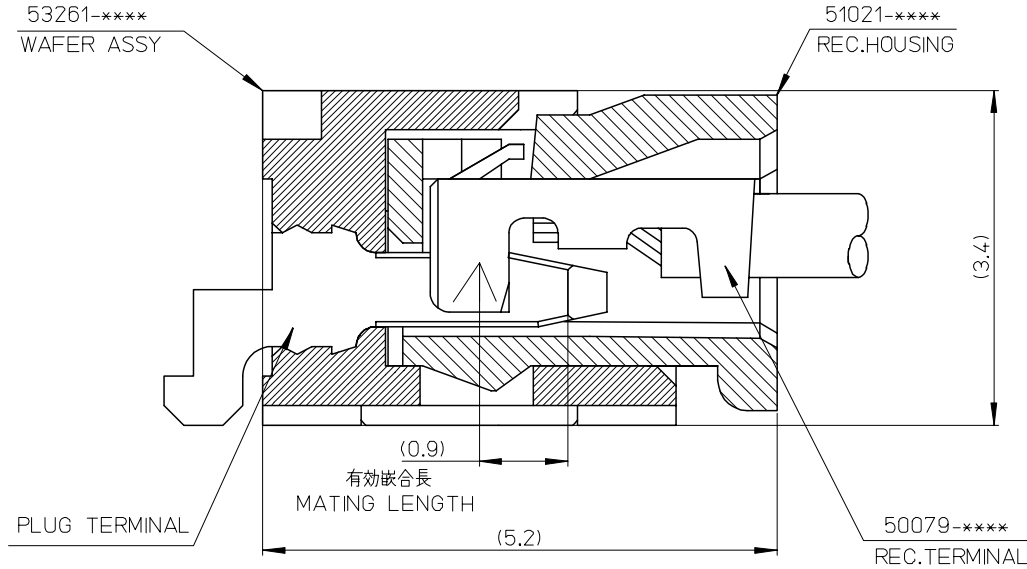
C

B

B

A

A



53261-****	WAFER ASSY	MODEL NO./MATERIAL NO.
50079-****	TERMINAL	
51021-****	HOUSING	

RELEASED EC NO: J2006-2426 DRWN: A0YAGI 2006/02/02 CHKD: YMAEDA 2006/02/03 APPR: NUKITA 2006/02/07	GENERAL TOLERANCES (UNLESS SPECIFIED)		DIMENSION STYLE MM ONLY		SCALE ---	DESIGN UNITS METRIC	THIRD ANGLE PROJECTION	
	10 UNDER	± ---	DRAWN BY Y. A0YAGI	DATE 2006/01/30	TITLE 1.25 W-TO-B CONN. 51021,53261 MATING CROSS SECTION			
	10 OVER 30 UNDER	± ---	CHECKED BY Y. MAEDA	DATE 2006/01/30	MOLEX INCORPORATED			
	30 OVER	± ---	APPROVED BY N. UKITA	DATE 2006/01/30	DOCUMENT NO. SD-51021-002			
	ANGULAR	± --- °	MATERIAL NO. SEE CHART		SHEET NO. 1 OF 1			
0	DRAFT WHERE APPLICABLE MUST REMAIN WITHIN DIMENSIONS		SIZE A3		THIS DRAWING CONTAINS INFORMATION THAT IS PROPRIETARY TO MOLEX INCORPORATED AND SHOULD NOT BE USED WITHOUT WRITTEN PERMISSION			

9

8

7

6

5

4

3

2