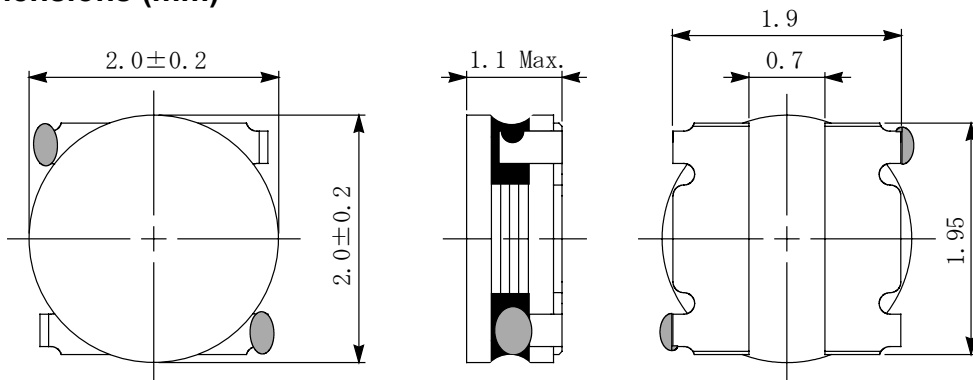


Type: CDH20D10
◆ Product Description

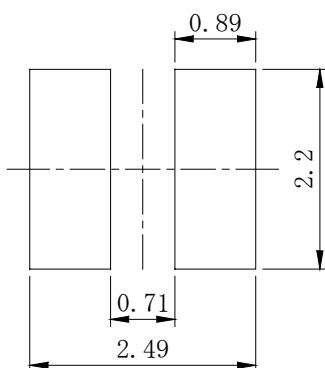
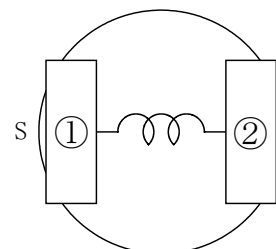
- 2.2×2.2 mm Max.(L×W),1.1mm Max. Height.
- Inductance range: 0.50~5.6 μ H
- Rated current range:0.49~1.65A
- In addition to the standard versions of inductors shown here, custom inductors are available to meet your exact requirements.


◆ Feature

- Magnetically unshielded construction.
- Ideally used in Mobile phone,PDA,MP3,DSC/DVC,Portable DVD etc as DC-DC Converter inductors.
- RoHS Compliance.

◆ Dimensions (mm)


* Dimensions without tolerance are approx.

◆ Land Pattern (mm)

◆ Connection (Bottom view)



“S” is winding start.

Type: CDH20D10
◆ Specification

Part Name ※	Stamp	Inductance (μ H) 100kHz/1V	D.C.R.(Ω) Max.(Typ.) (at 20°C)	Saturation Current (A) ※1	Temperature Rise Current (A) ※2
CDH20D10NP-R50M□	A	0.5±20%	83m(66m)	2.01(2.52)	1.65(1.84)
CDH20D10NP-R68M□	B	0.68±20%	94m(75m)	1.75(2.19)	1.47(1.68)
CDH20D10NP-R80M□	C	0.8±20%	104m(83m)	1.63(2.04)	1.43(1.62)
CDH20D10NP-1R0M□	D	1.0±20%	0.139(0.111)	1.45(1.82)	1.18(1.34)
CDH20D10NP-1R2M□	E	1.2±20%	0.158(0.126)	1.44(1.80)	1.16(1.32)
CDH20D10NP-1R5M□	F	1.5±20%	0.173(0.138)	1.27(1.59)	1.08(1.22)
CDH20D10NP-1R8M□	G	1.8±20%	0.235(0.188)	1.08(1.36)	0.90(1.02)
CDH20D10NP-2R0M□	J	2.0±20%	0.252(0.201)	1.04(1.30)	0.88(1.01)
CDH20D10NP-2R2M□	K	2.2±20%	0.276(0.221)	1.00(1.26)	0.87(0.98)
CDH20D10NP-2R7M□	L	2.7±20%	0.370(0.295)	0.89(1.12)	0.74(0.82)
CDH20D10NP-3R3M□	M	3.3±20%	0.425(0.339)	0.81(1.02)	0.70(0.79)
CDH20D10NP-3R9M□	P	3.9±20%	0.463(0.370)	0.72(0.92)	0.58(0.65)
CDH20D10NP-4R7M□	R	4.7±20%	0.53(0.42)	0.70(0.87)	0.53(0.61)
CDH20D10NP-5R6M□	T	5.6±20%	0.75(0.60)	0.63(0.79)	0.49(0.55)

※ Description of part name

CDH20D10NP-R50M□


 B: Box
 C: Carrier Tape

※1. Saturation Current: The DC current at which the inductance decreases to 90% of its nominal value.

 ※2. Temperature Rise Current: The DC current at which the temperature rise is $\Delta t=40^{\circ}\text{C}$ ($T_a=20^{\circ}\text{C}$).