

## Features


- High Performance, Low Cost
- Low Phase Noise
- Miniature SMT Package (LSM1)
- RoHS Compliant

## Description

This VCO, in a SMT package, provides electrical shielding, easy PCB assembly and repeatable performance. The oscillator is designed for use in wireless base stations and other applications.

M/A-COM VCOs are manufactured in an ISO9001 certified facility, incorporating surface mount assembly and automated electrical testing. This ensures consistent electrical performance and quality over volume production quantities.

Devices are designed to function after exposure to the shock, vibration, thermal shock and moisture conditions typically encountered in base station and other infrastructure environments.



## Pin Configuration

Pin No.	Function
1	RF Output
2	V <sub>CC</sub>
3	V <sub>tune</sub>
4	GND

## Electrical Specifications<sup>1</sup>:

T<sub>A</sub> = +25°C, Z<sub>0</sub> = 50 Ohms, V<sub>CC</sub> = 5V.

Parameter	Test Conditions	Units	Min	Typ	Max
Frequency Range	Over T <sub>op</sub> <sup>2</sup>	MHz	42.5	45	47.5
RF Output Power	Over V <sub>CC</sub> and T <sub>op</sub> <sup>2</sup>	dBm	0	+3.0	+6.0
Tuning Voltage	Over T <sub>op</sub> <sup>2</sup>	V	+0.5		+4.5
Phase Noise	SSB at 10 kHz offset from carrier SSB at 100 kHz offset from carrier	dBc/Hz dBc/Hz		-118 -138	
Tuning Sensitivity		MHz/V		2.8	
Harmonic Output	2nd	dBc		-10	
Harmonic Output	3rd	dBc		-25	
Frequency Pushing	V <sub>CC</sub> = +5.25V ± 0.25V	kHz/V		500	
Supply Voltage (V <sub>CC</sub> )	VCO oscillates	V	+4.50	+5.00	+5.50
Supply Current (I <sub>CC</sub> )		mA		10	25

1. All specification limits are indicated values @ +25 °C and apply over F<sub>out</sub> unless otherwise stated.
2. See *Absolute Maximum Ratings* for operating temperature.

VCO, SMT  
42.5—47.5 MHz

Rev. VC

## Absolute Maximum Ratings $T_A = +25^\circ\text{C}$

Parameter	Absolute Maximum
Supply Voltage ( $V_{CC}$ )	4.5V to 5.5 V
Operating Temperature	-40°C to +85°C
Storage Temperature	-45°C to +120°C
Solder Assembly Temperature	See App Note M2032

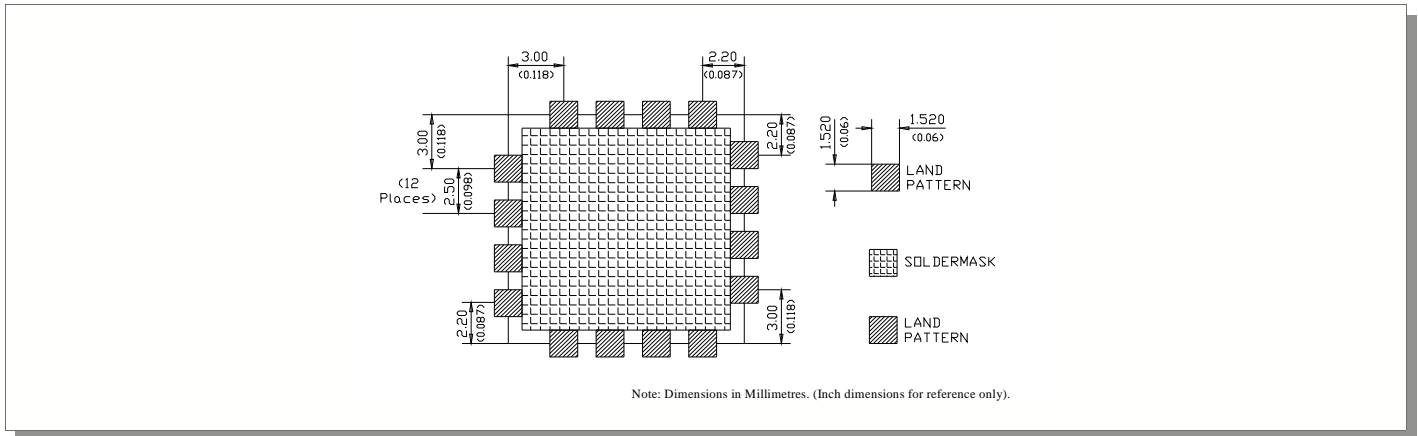
1. Operation of this device above any one of these parameters may cause permanent damage.

## Ordering Information

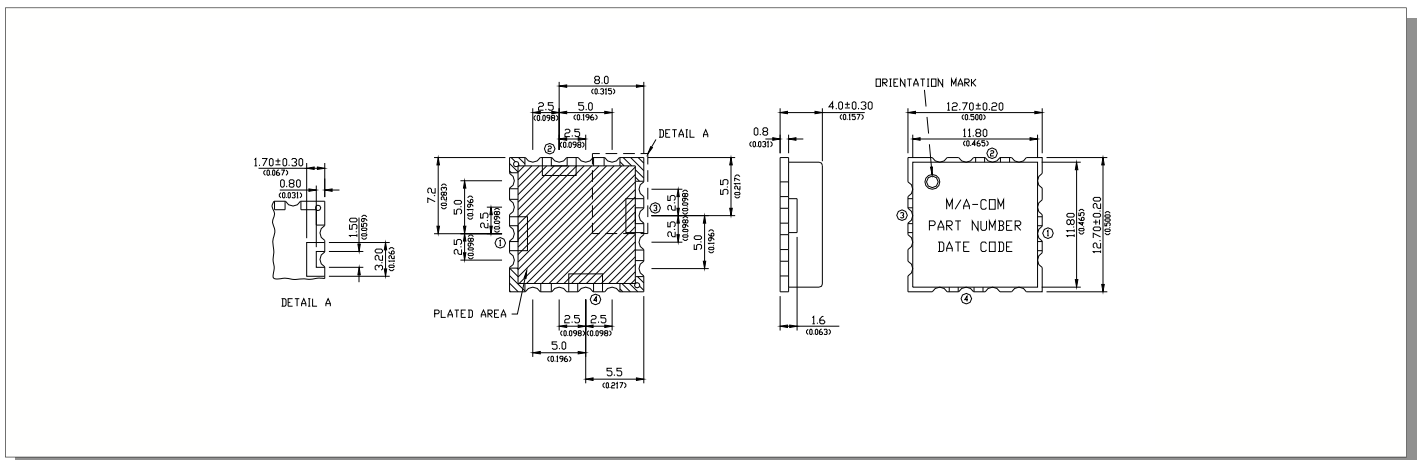
Part Number	Package
MAVC-010000-000045	Tape and Reel (500/Reel) <sup>1</sup>

1. See application note M513.

## Recommended PCB Layout



## Outline Drawing



## ECO History

Rev	Date	Description	By
A	Aug 4 2005	Create datasheet	BH
B	Aug 30 2005	Revised specs to match actual performance	BH
C	March 15th 2006	Added statement "RoHS Compliant"	JS

2

**ADVANCED:** Data Sheets contain information regarding a product M/A-COM Technology Solutions is considering for development. Performance is based on target specifications, simulated results, and/or prototype measurements. Commitment to develop is not guaranteed.

**PRELIMINARY:** Data Sheets contain information regarding a product M/A-COM Technology Solutions has under development. Performance is based on engineering tests. Specifications are typical. Mechanical outline has been fixed. Engineering samples and/or test data may be available. Commitment to produce in volume is not guaranteed.

• **North America** Tel: 800.366.2266 • **Europe** Tel: +353.21.244.6400  
• **India** Tel: +91.80.43537383 • **China** Tel: +86.21.2407.1588  
Visit [www.macomtech.com](http://www.macomtech.com) for additional data sheets and product information.

M/A-COM Technology Solutions Inc. and its affiliates reserve the right to make changes to the product(s) or information contained herein without notice.