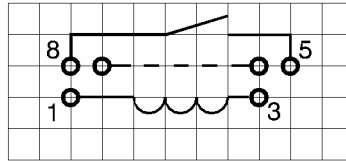
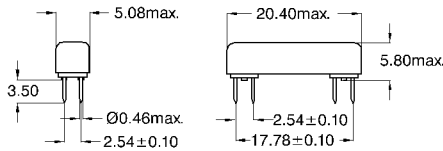
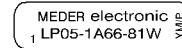


LAYOUT
 pitch 2.54 mm/Top view



MARKING / Aufdruck



MEDER-Label
 Type
 Production code,
 EN60062/Factory code

Pins: Ømax. 0.46 mm
 L = 3.5±0.3 mm
 Material: Cu-alloy tinned

Abmessungen / dimensions (mm)
 tolerances acc. to DIN ISO 2768-m

Coil Data at 20 °C	Conditions	Min	Typ	Max	Unit
Coil resistance		207		253	Ohm
Coil voltage			5		VDC
Rated power				109	mW
Pull-In voltage				3,5	VDC
Drop-Out voltage		0,8			VDC

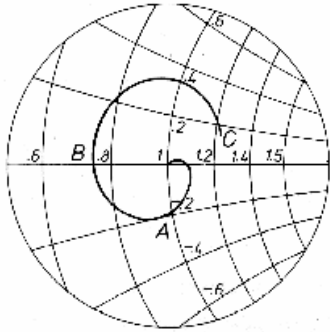
Contact data 66	Conditions	Min	Typ	Max	Unit
Contact-form		A-NO			
Contact rating	Any DC combination of V & A not to exceed their individual max.'s			10	W
Switching voltage (<21 AT)	DC or Peak AC			200	VDC
Switching current	DC or Peak AC			0,5	A
Carry current	DC or Peak AC			1,25	A
Contact resistance static	Measured with 40% overdrive Start Value			150	mOhm
Insulation resistance	RH <45 %, 100 VDC test voltage	10			GOhm
Breakdown voltage (<21 AT)	according to IEC 255-5	350			VDC
Operate time incl. bounce	measured with 40% overdrive			0,5	ms
Release time	measured with no coil excitation			0,1	ms

Special Product Data	Conditions	Min	Typ	Max	Unit
Insulation resistance Coil/Contact	RH <45%, 200 VDC test voltage	10			GOhm
Insulation voltage Coil/Contact	according to IEC 255-5	800			VDC
Housing material		Metal			
Sealing compound		Polyurethan			
Connection pins		Copper alloy tin plated			

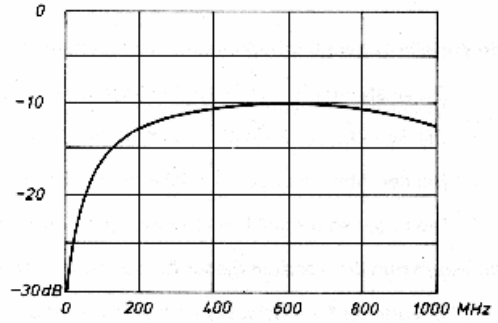
Environmental data	Conditions	Min	Typ	Max	Unit
Shock	1/2 sine wave duration 11ms			50	g
Vibration	from 10 - 2000 Hz			20	g
Ambient temperature		-20		70	°C
Storage temperature		-25		85	°C
Soldering temperature	wave soldering max. 5 sec			260	°C
Cleaning		fully sealed			

Modifications in the sense of technical progress are reserved

Designed at: 17.11.08 Designed by: ALICHTENSTEIN Approval at: 17.11.08 Approval by: KOLBRICH
 Last Change at: Last Change by: Approval at: Approval by:

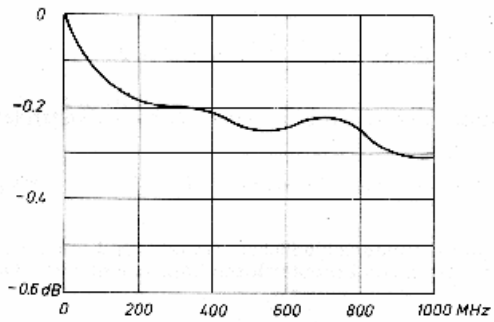


A $\hat{=}$ 200 MHz
 B $\hat{=}$ 400 MHz
 C $\hat{=}$ 1.000 MHz

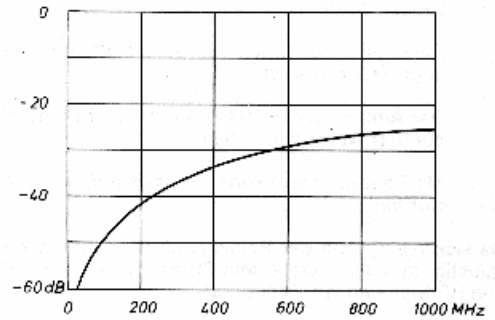


1. SMITH CHART

2. RETURN LOSS



3. TRANSMISSION LOSS



4. INSULATION LOSS