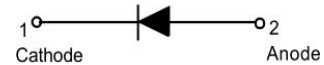
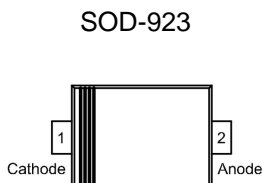


Features

- Average forward current: $I_{F(AV)} \leq 200 \text{ mA}$
- Reverse voltage: $V_R \leq 30 \text{ V}$
- Low forward voltage: $V_F \leq 350 \text{ mV @10mA}$
- Low reverse current: $I_R \leq 10 \mu\text{A}$
- Leadless ultra small SMD plastic package
- We declare that the material of product compliance with RoHS requirements and Halogen Free

Applications

- Low current rectification



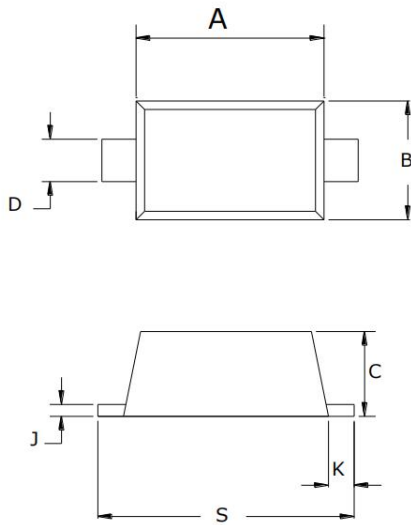
Absolute Maximum Ratings (T_{amb}=25°C unless otherwise specified)

Parameter	Symbol	Limits	Unit
Reverse voltage(DC)	V_R	30	V
Average rectified forward current	I_o	200	mA
Peak forward surge current	I_{FSM}	500	mA
Junction temperature	T_j	125	°C
Storage Temperature Range	T_{STG}	-40~+125	°C

Electrical Characteristics (T_A=25°C unless otherwise specified)

Parameter	Symbol	Min.	Max.	Unit	Conditions
Forward voltage	V_F	-	0.35	V	$I_F=10\text{mA}$
		-	0.4	V	$I_F=20\text{mA}$
Reverse current	I_R	-	10	μA	$V_R=10\text{V}$

Outline Drawing - SOD923



SYMBOL	Dimensions In Millimet	
	MIN	MAX
A	0.74	0.86
B	0.54	0.66
C	0.35	0.45
D	0.14	0.26
K	0.04	0.16
S	0.95	1.10