



SAW Components

Data sheet B4179





SAW Components

B4179

Low-Loss Filter for Mobile Communication

897,5 MHz

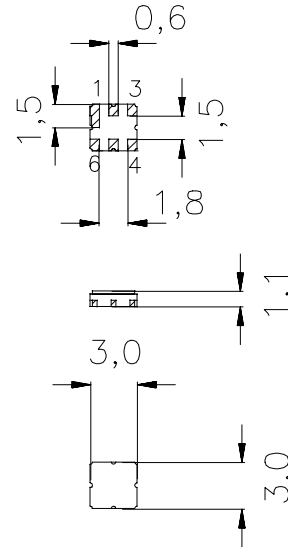
Data sheet



Features

- Low-loss RF filter for mobile telephone EGSM system, transmit path
- Usable passband 35 MHz
- Balanced to unbalanced operation
- Impedance transformation from 100 Ω to 50 Ω
- Ceramic Package for **Surface Mounted Technology (SMT)**

Ceramic package **DCC6D**



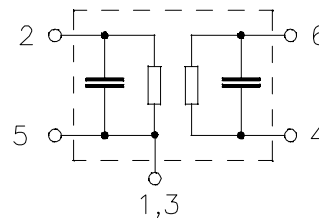
Dimensions in mm, approx. weight 0,037 g

Terminals

- Ni, gold-plated

Pin configuration

- 2 Output, unbalanced
- 4, 6 Input, balanced
- 1, 3, 5 Case ground to be grounded



Type	Ordering code	Marking and Package according to	Packing according to
B4179	B39901-B4179-U510	C61157-A7-A68	F61074-V8089-Z000

Electrostatic Sensitive Device (ESD)

Maximum ratings

Operable temperature range	T	- 10 / + 80	°C	source impedance 100 Ω, load impedance 50 Ω; effective input power in ON-state, duty cycle 2 : 8 continuous wave
Storage temperature range	T_{stg}	- 40 / + 85	°C	
DC voltage	V_{DC}	3	V	
ESD voltage	V_{ESD}	200	V	
Input power max. 880...915 MHz	P_{IN}	10	dBm	
elsewhere		0	dBm	



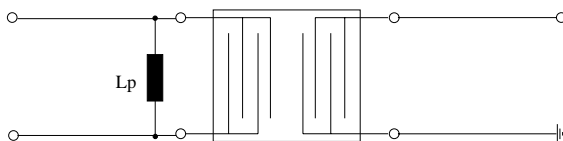
Characteristics

Operating temperature range: $T = 25 \pm 2 \text{ }^\circ\text{C}$
 Terminating source impedance: $Z_S = 100 \text{ } \Omega$ including matching network
 Terminating load impedance: $Z_L = 50 \text{ } \Omega$

		min.	typ.	max.	
Center frequency	f_C	—	897,5	—	MHz
Maximum insertion attenuation	α_{max}	—	2,6	3,0	dB
880,0 ... 915,0 MHz					
Amplitude ripple (p-p)	$\Delta\alpha$	—	0,9	1,3	dB
880,0 ... 915,0 MHz					
Output phase balance ($\phi(S_{31}) - \phi(S_{21}) + 180^\circ$)		-7	—	7	degree
880,0 ... 915,0 MHz					
Output amplitude balance (S_{31}/S_{21})		-1,0	—	1,0	dB
880,0 ... 915,0 MHz					
Input VSWR		—	1,6	2,0	
880,0 ... 915,0 MHz					
Output VSWR		—	1,8	2,0	
880,0 ... 915,0 MHz					
Attenuation	α				
0,0 ... 800,0 MHz		45	60	—	dB
800,0 ... 860,0 MHz		30	50	—	dB
925,0 ... 935,0 MHz		9	12	—	dB
935,0 ... 960,0 MHz		20	30	—	dB
960,0 ... 1850,0 MHz		30	40	—	dB
1850,0 ... 3660,0 MHz		20	30	—	dB
3660,0 ... 6000,0 MHz		10	23	—	dB

Test matching network

$L_p = 27 \text{ nH}$
 (20% tolerance, $Q = 30$)





SAW Components

B4179

Low-Loss Filter for Mobile Communication

897,5 MHz

Data sheet



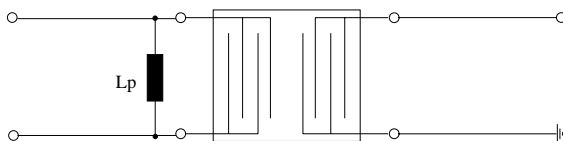
Characteristics

Operating temperature range: $T = -10$ to $+80$ °C
 Terminating source impedance: $Z_S = 100 \Omega$ including matching network
 Terminating load impedance: $Z_L = 50 \Omega$

		min.	typ.	max.	
Center frequency	f_C	—	897,5	—	MHz
Maximum insertion attenuation	α_{max}	—	3,0	3,3	dB
880,0 ... 915,0 MHz					
Amplitude ripple (p-p)	$\Delta\alpha$	—	1,3	1,6	dB
880,0 ... 915,0 MHz					
Output phase balance ($\phi(S_{31})-\phi(S_{21})+180^\circ$)		-7	—	7	degree
880,0 ... 915,0 MHz					
Output amplitude balance (S_{31}/S_{21})		-1,0	—	1,0	dB
880,0 ... 915,0 MHz					
Input VSWR		—	1,6	2,0	
880,0 ... 915,0 MHz					
Output VSWR		—	1,8	2,0	
880,0 ... 915,0 MHz					
Attenuation	α				
0,0 ... 800,0 MHz		45	60	—	dB
800,0 ... 860,0 MHz		20	50	—	dB
925,0 ... 935,0 MHz		7	10	—	dB
935,0 ... 960,0 MHz		20	30	—	dB
960,0 ... 1850,0 MHz		30	40	—	dB
1850,0 ... 3660,0 MHz		20	30	—	dB
3660,0 ... 6000,0 MHz		10	23	—	dB

Test matching network

$L_p = 27$ nH
(20% tolerance, $Q = 30$)

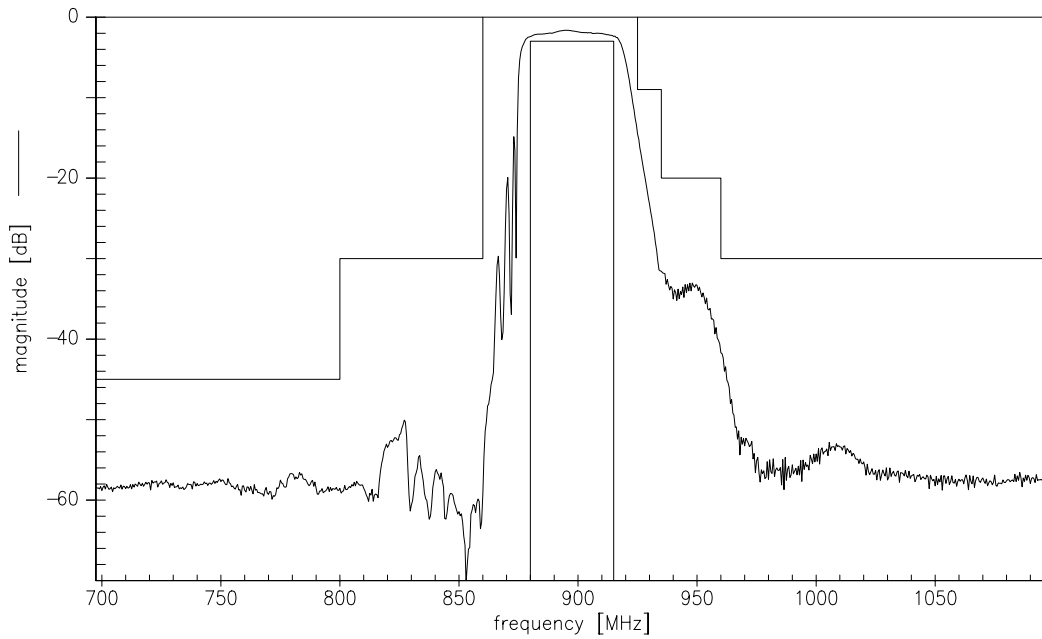




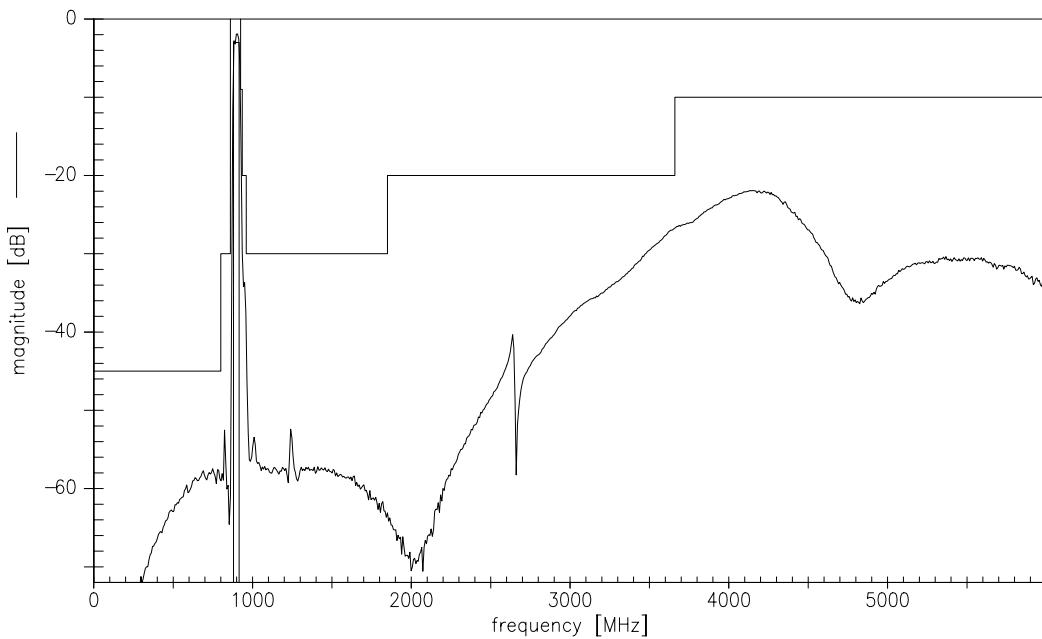
Data sheet



Transfer function:

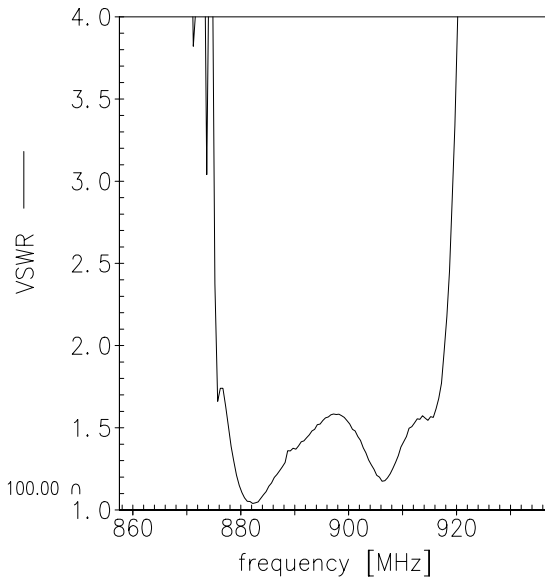
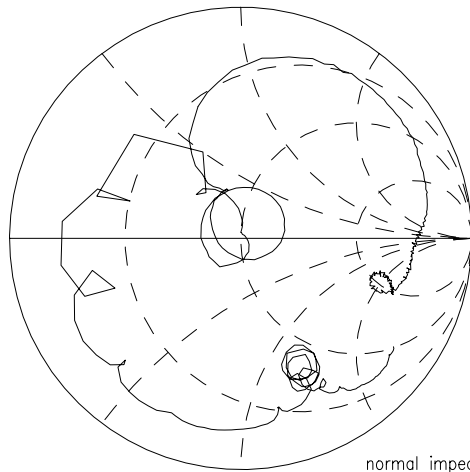


Transfer function (wideband)

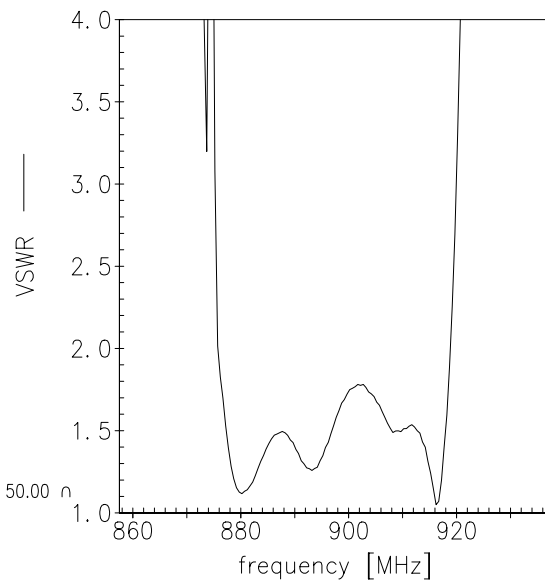
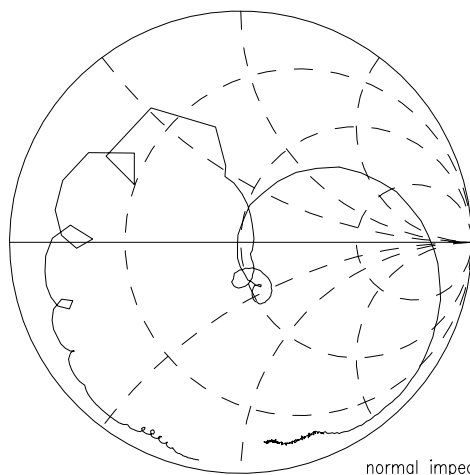


Matching (measurement including calculated matching network; S11 is balanced input)

S11



S22





SAW Components

B4179

Low-Loss Filter for Mobile Communication

897,5 MHz

Data sheet



Published by EPCOS AG

Surface Acoustic Wave Components Division, SAW MC WT

P.O. Box 80 17 09, D-81617 München

© EPCOS AG 2001. All Rights Reserved. Reproduction, publication and dissemination of this brochure and the information contained therein without EPCOS' prior express consent is prohibited.

The information contained in this brochure describes the type of component and shall not be considered as guaranteed characteristics. Purchase orders are subject to the General Conditions for the Supply of Products and Services of the Electrical and Electronics Industry recommended by the ZVEI (German Electrical and Electronic Manufacturers' Association), unless otherwise agreed.

This brochure replaces the previous edition.

For questions on technology, prices and delivery please contact the Sales Offices of EPCOS AG or the international Representatives.

Due to technical requirements components may contain dangerous substances. For information on the type in question please also contact one of our Sales Offices.