

KEY FEATURES

- Switching Power Module for PCB Mountable
- Fully Encapsulated Plastic Case
- Universal Input Range 90-264VAC, 47-440 Hz
- Regulated Output
- Low Ripple and Noise
- High Efficiency
- CE, cUL, TUV Approvals
- 2-Year Product Warranty



ELECTRICAL SPECIFICATIONS

Model No. (Single Output)	ANC-5S	ANC-12S	ANC-15S	ANC-24S
Max Output Wattage (W)	15W	15W	15W	15W
Input	Voltage			
	90-264 VAC or 120-370 VDC			
	Frequency (Hz)			
	47-440 Hz			
	Current (Full load)			
	280 mA max. (115 VAC) / 170 mA max. (230 VAC)			
Inrush Current (<2ms)				
10 A max. (115 VAC) / 20 A max. (230 VAC)				
Leakage Current				
0.75 mA max.				
External Fuse (recommend)				
1.5 A slow blow type				
Output	Voltage (V.DC.)			
	5V	12V	15V	24V
	Voltage Accuracy			
	±2%			
	Current (mA) max			
	3000	1250	1000	625
	Line Regulation (LL-HL) (typ.)			
	±0.5%			
	Load Regulation (5-100%) (typ.)			
	±0.5%			
	Minimum Load			
0%				
Maximum Capacitive Load				
470-23,000µF depending on model				
Ripple				
<0.2% Vout +40mV max (Vp-p)				
Noise				
<0.5% Vout +50mV max (Vp-p)				
Efficiency				
70%	73%	73%	77%	
Hold-up Time				
15 ms min.				
Switching Frequency				
100 kHz				
Protection	Over Power Protection			
	Hiccup technique, auto-recovery			
	Over Voltage Protection			
Zener diode clamp				
Short Circuit Protection				
Hiccup mode, indefinite (automatic recovery)				
Isolation	Input-Output (V.AC)			
	3000V			
	Input-FG (V.AC)			
1500V				
Output-FG (V.AC)				
500V				
Environment	Operating Temperature			
	-25°C...+70°C (with derating)			
	Storage Temperature			
	-40°C...+85°C			
	Temperature Coefficient			
±0.02%/°C				
Humidity				
95% RH				
MTBF				
>200,000 h @ 25°C (MIL-HDBK-217F)				
Physical	Dimension (L x W x H)			
	2.91 x 2.13 x 0.87 Inches (74.0 x 54.0 x 22.0 mm) Tolerance ±0.5 mm			
	Case Material			
	Plastic resin with Fiberglass (flammability to UL 94V-0)			
Weight				
140 g				
Cooling Method				
Free air convection				
Safety	Agency Approvals			
UL/cUL, CE, TUV				
EMC	EMI (Conducted & Radiated Emission)			
	EN 55022 class B			
EMS (Noise Immunity)				
EN 55024				

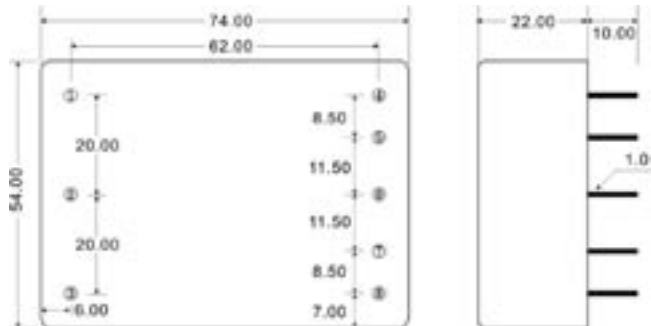
All specifications valid at nominal input voltage, full load and +25°C after warm-up time unless otherwise stated.

ELECTRICAL SPECIFICATIONS

Model No. (Dual • Triple Output)	ANC-5D	ANC-12D	ANC-15D	ANC-5S12D	ANC-5S15D
Max Output Wattage (W)	15W	15W	15W	15W	15W
Input	Voltage				
	90-264 VAC or 120-370 VDC				
	Frequency (Hz)				
	47-440 Hz				
	Current (Full load)				
	280 mA max. (115 VAC) / 170 mA max. (230 VAC)				
Inrush Current (<2ms)					
10 A max. (115 VAC) / 20 A max. (230 VAC)					
Leakage Current					
0.75 mA max.					
External Fuse (recommend)					
1.5 A slow blow type					
Output	Voltage (V.DC.)				
	±5V ±12V ±15V 5/±12 5/±15				
	Voltage Accuracy				
	±2%				
	Current (mA) max				
	±1500 ±650 ±500 2000/±200 2000/±150				
	Line Regulation (LL-HL) (typ.)				
	±0.5%				
	Load Regulation (5-100%) (typ.)				
	±3%				
	Minimum Load				
	0% 5V 10% (200 mA)				
	Maximum Capacitive Load				
470-23,000µF depending on model					
Ripple					
<0.2% Vout +40mV max (Vp-p)					
Noise					
<0.5% Vout +50mV max (Vp-p)					
Efficiency					
71% 76% 65% 68% 68%					
Hold-up Time					
15 ms min.					
Switching Frequency					
100 kHz					
Protection	Over Power Protection				
	Hiccup technique, auto-recovery				
	Over Voltage Protection				
Zener diode clamp					
Short Circuit Protection					
Hiccup mode, indefinite (automatic recovery)					
Isolation	Input-Output (V.AC)				
	3000V				
	Input-FG (V.AC)				
1500V					
Output-FG (V.AC)					
500V					
Environment	Operating Temperature				
	-25°C...+70°C (with derating)				
	Storage Temperature				
	-40°C...+85°C				
	Temperature Coefficient				
±0.02%/°C					
Humidity					
95% RH					
MTBF					
>200,000 h @ 25°C (MIL-HDBK-217F)					
Physical	Dimension (L x W x H)				
	2.91 x 2.13 x 0.87 Inches (74.0 x 54.0 x 22.0 mm) Tolerance ±0.5 mm				
	Case Material				
	Plastic resin with Fiberglass (flammability to UL 94V-0)				
Weight					
140 g					
Cooling Method					
Free air convection					
Safety	Agency Approvals				
UL/cUL, CE, TUV					
EMC	EMI (Conducted & Radiated Emission)				
	EN 55022 class B				
EMS (Noise Immunity)					
EN 55024					

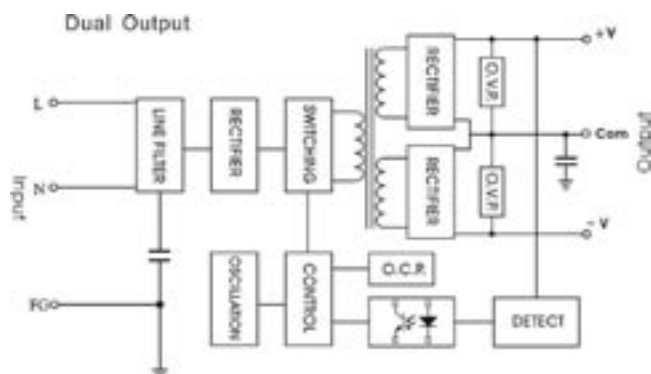
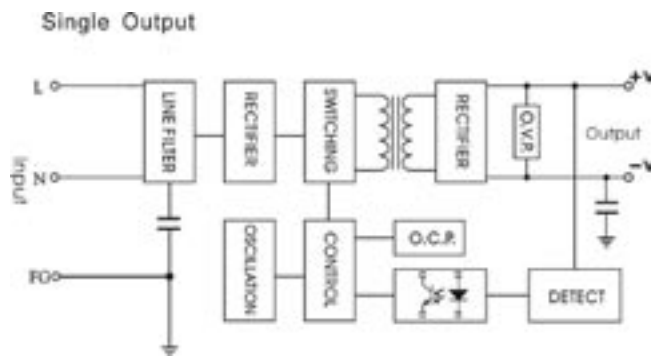
All specifications valid at nominal input voltage, full load and +25°C after warm-up time unless otherwise stated.

MECHANICAL DIMENSION (Top View)



PIN#	SINGLE	Dual	Triple
1	FG	FG	FG
2	AC IN (N)	AC IN (N)	AC IN (N)
3	AC IN (L)	AC IN (L)	AC IN (L)
4	NO PIN	NO PIN	-DC OUT
5	-DC OUT	-DC OUT	COMMON
6	NO PIN	COMMON	+DC OUT
7	+DC OUT	+DC OUT	+5V RTN
8	NO PIN	NO PIN	+5V OUT

BLOCK DIAGRAM



DERATING

