

NFZ2HBM8R4SN10#

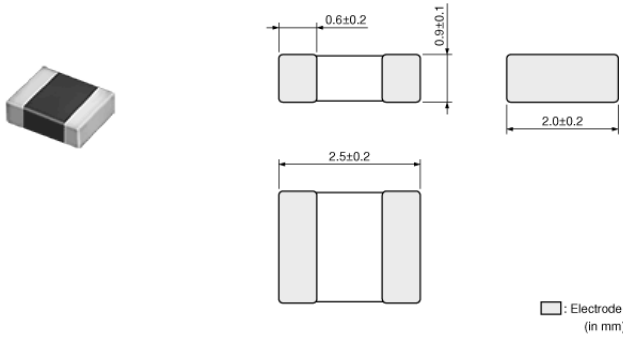
“#” indicates a package specification code.

In Production Recommended RoHS REACH

< List of part numbers with package codes >

NFZ2HBM8R4SN10B NFZ2HBM8R4SN10L

Appearance & Shape



Features

1. NFZ2HBM series is designed to suppress radiation noise from the LED power line around the frequency range from 30MHz to 200MHz. With high impedance generated in small package, this product can suppress noise element connecting to noise conduction route in series. Moreover, with wide line up corresponding to various frequency range, optimum product can be selected according to the model or set.
2. The nickel barrier structure of the external electrodes provides excellent solder heat resistance.
3. NFZ2HBM series low DC Resistance. Large Current in a small. The Rated Current is the maximum 1.2A.
4. Corresponds to 125 °C maximum use temperature.

Applications

Other Usage	For general
-------------	-------------

Packaging Information

Packaging	Specifications	Minimum Order Quantity
B	Bulk(Bag)	1000
L	180mm Embossed Tape	3000

Attention

1. This datasheet is downloaded from the website of Murata Manufacturing Co., Ltd. Therefore, it's specifications are subject to change or our products may be discontinued without advance notice. Please check with our sales representatives or product engineers before ordering.
 2. This datasheet has only typical specifications because there is no space for detailed specifications.
 Therefore, please review our product specifications or consult the approval sheet for product specifications before ordering.

NFZ2HBM8R4SN10#

“#” indicates a package specification code.

Specifications

Shape	SMD
Size Code (in mm)	2520
Size Code (in inch)	1008
Length	2.5mm
Length Tolerance	±0.2mm
Width	2.0mm
Width Tolerance	±0.2mm
Thickness	0.9mm
Thickness Tolerance	±0.1mm
Rated Current	900.0mA
Operating Temperature Range	-55°C to 125°C
Mass(typ.)	0.022g
Number of Circuit	1
DC Resistance(max.)	0.036Ω
DC Resistance	0.145Ω±25%
Impedance (at 1MHz)	8.4Ω
Impedance (at 1MHz) Tolerance	±30%

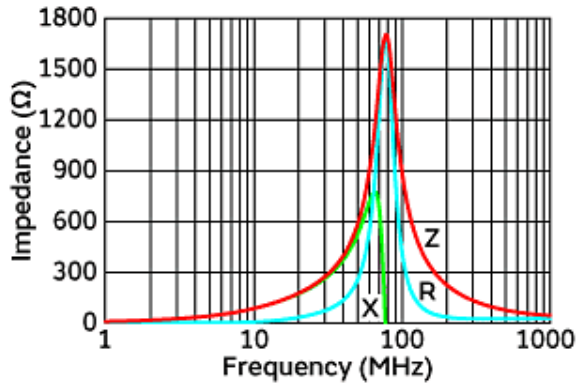
Attention

1.This datasheet is downloaded from the website of Murata Manufacturing Co., Ltd. Therefore, it's specifications are subject to change or our products may be discontinued without advance notice. Please check with our sales representatives or product engineers before ordering.
2.This datasheet has only typical specifications because there is no space for detailed specifications.
Therefore, please review our product specifications or consult the approval sheet for product specifications before ordering.

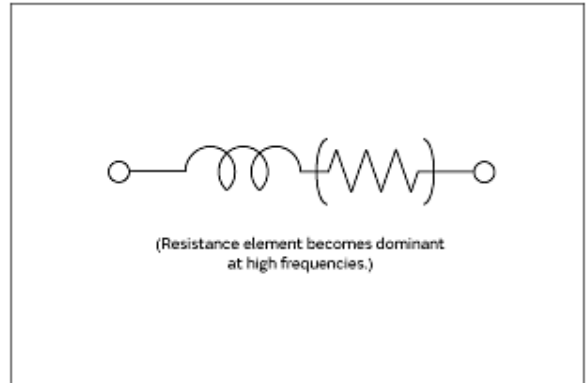
NFZ2HBM8R4SN10#

“#” indicates a package specification code.

Product Data



Impedance-Frequency Characteristics



Equivalent Circuit

Attention

1.This datasheet is downloaded from the website of Murata Manufacturing Co., Ltd. Therefore, it's specifications are subject to change or our products n it may be discontinued without advance notice. Please check with our sales representatives or product engineers before ordering.
 2.This datasheet has only typical specifications because there is no space for detailed specifications.
 Therefore, please review our product specifications or consult the approval sheet for product specifications before ordering.