

1N5391 THRU 1N5399

1.5 AMPS. Silicon Rectifiers

Voltage Range
50 to 1000 Volts
Current
1.5 Amperes

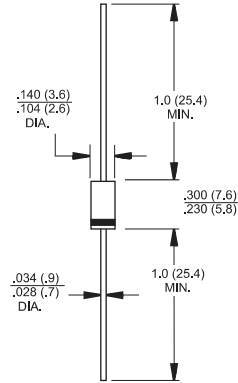
DO-15

Features

- ✧ Low forward voltage drop
- ✧ High current capability
- ✧ High reliability
- ✧ High surge current capability

Mechanical Data

- ✧ Cases: Molded plastic
- ✧ Epoxy: UL 94V-O rate flame retardant
- ✧ Lead: Axial leads, solderable per MIL-STD-202, Method 208 guaranteed
- ✧ Polarity: Color band denotes cathode end
- ✧ High temperature soldering guaranteed: 260°C/10 seconds/.375", (9.5mm) lead lengths at 5 lbs., (2.3kg) tension
- ✧ Weight: 0.40 gram



Dimensions in inches and (millimeters)

Maximum Ratings and Electrical Characteristics

Rating at 25°C ambient temperature unless otherwise specified.

Single phase, half wave, 60 Hz, resistive or inductive load.

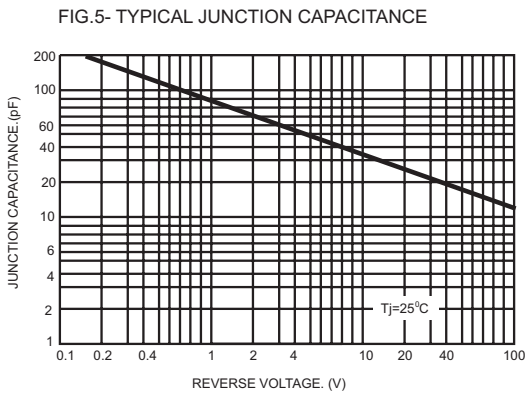
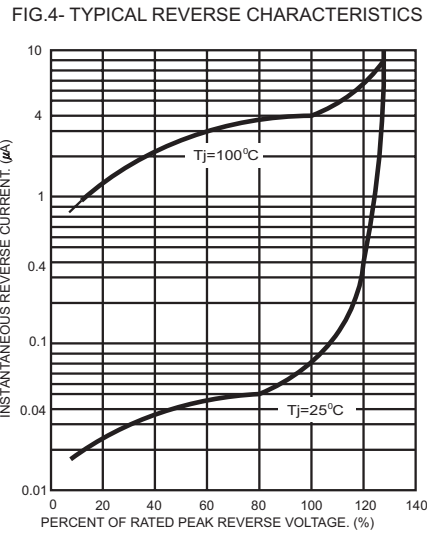
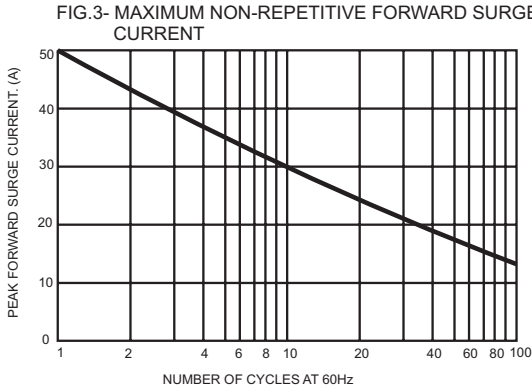
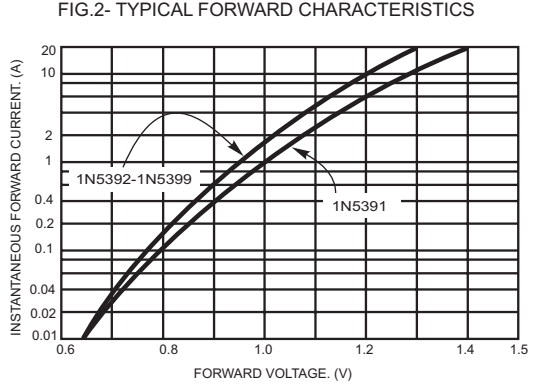
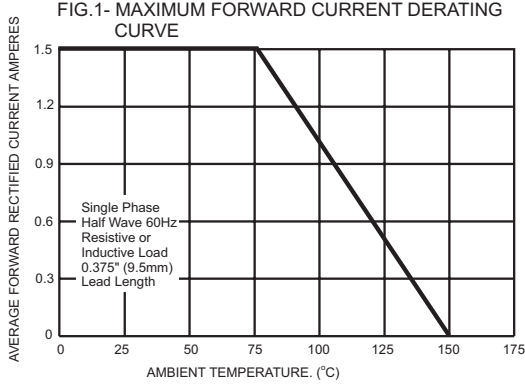
For capacitive load, derate current by 20%

Type Number	Symbol	1N 5391	1N 5392	1N 5393	1N 5395	1N 5397	1N 5398	1N 5399	Units
Maximum Recurrent Peak Reverse Voltage	V_{RRM}	50	100	200	400	600	800	1000	V
Maximum RMS Voltage	V_{RMS}	35	70	140	280	420	560	700	V
Maximum DC Blocking Voltage	V_{DC}	50	100	200	400	600	800	1000	V
Maximum Average Forward Rectified Current .375 (9.5mm) Lead Length @ $T_A = 75^\circ\text{C}$	$I_{(AV)}$	1.5							A
Peak Forward Surge Current, 8.3 ms Single Half Sine-wave Superimposed on Rated Load (JEDEC method)	I_{FSM}	50							A
Maximum Instantaneous Forward Voltage @ 1.5A	V_F	1.0							v
Maximum DC Reverse Current @ $T_A=25^\circ\text{C}$ at Rated DC Blocking Voltage @ $T_A=100^\circ\text{C}$	I_R	5.0 50							μA μA
Maximum Full Load Reverse Current, Full Cycle Average .375"(9.5mm) Lead Length @ $T_A=75^\circ\text{C}$	HT_{IR}	30							μA
Typical Junction Capacitance (Note 1)	C_j	50							pF
Typical Thermal Resistance (Note 2)	$R_{\theta JA}$	60							$^\circ\text{C}/\text{W}$
Operating Temperature Range	T_J	-65 to +150							$^\circ\text{C}$
Storage Temperature Range	T_{STG}	-65 to +150							$^\circ\text{C}$

Notes: 1. Measured at 1 MHz and Applied Reverse Voltage of 4.0 V D.C.

2. Mount on Cu-Pad Size 10mm x 10mm on P.C.B.

RATINGS AND CHARACTERISTIC CURVES (1N5391 THRU 1N5399)



Factory Address: Taiguan Industrial zone, Yanjinyu Dongjin Rode No.1, XinXiang, HeNan, China