

Single relay - REL-OR/L- 24AC/1 - 2901911

Please be informed that the data shown in this PDF Document is generated from our Online Catalog. Please find the complete data in the user's documentation. Our General Terms of Use for Downloads are valid (<http://phoenixcontact.com/download>)



Plug-in octal relay with power contacts, specially designed for switching high DC loads, 1 N/O contact, detectable manual operation, status LED, coil voltage: 24 V AC

Product Features



Key commercial data

Packing unit	1 pc
Weight per Piece (excluding packing)	94.0 GRM
Custom tariff number	85364190
Country of origin	India

Technical data

Dimensions

Width	35 mm
Height	35 mm
Depth	58.5 mm

Ambient conditions

Ambient temperature (operation)	-40 °C ... 60 °C
Ambient temperature (storage/transport)	-40 °C ... 80 °C

Coil side

Nominal input voltage U_N	24 V AC
Input voltage range in reference to U_N	see diagram
Typical input current at U_N	100 mA
Typical response time	5 ms ... 20 ms (depending on phase relation)
Typical release time range	5 ms ... 20 ms (depending on phase relation)

Single relay - REL-OR/L- 24AC/1 - 2901911

Technical data

Coil side

Coil resistance	65 Ω \pm 10 %
Operating voltage display	Yellow LED

Contact side

Contact type	Single contact, 1 N/O contact (series connection, 2 N/O contacts)
Contact material	AgNi
Maximum switching voltage	250 V AC 220 V DC
Minimum switching voltage	10 V (at 10 mA)
Maximum inrush current	30 A (20 ms)
Min. switching current	10 mA (at 10 V)
Limiting continuous current	10 A
Interrupting rating (ohmic load) max.	2500 VA (for 250 V AC)
Switching capacity in acc. with DIN VDE 0660/IEC 60947	1.2 A (110 V (DC13)) 0.3 A (220 V DC/230 V AC (DC13)) 6 A (220 V DC/230 V AC (AC15))

General

Test voltage relay winding/relay contact	2.5 kV _{rms} (50 Hz, 1 min.)
Operating mode	100% operating factor
Degree of protection	RT I
Mechanical service life	Approx. 10 ⁷ cycles
Standards/regulations	IEC 61810 EN 60947
Pollution degree	3
Surge voltage category	III
Mounting position	any
Assembly instructions	On relay base PR3

Classifications

eCl@ss

eCl@ss 4.0	27371104
eCl@ss 4.1	27371104
eCl@ss 5.0	27371001
eCl@ss 5.1	27371001
eCl@ss 6.0	27371001
eCl@ss 7.0	27371001

Single relay - REL-OR/L- 24AC/1 - 2901911

Classifications

eCl@ss

eCl@ss 8.0	27371601
------------	----------

ETIM

ETIM 3.0	EC000196
ETIM 4.0	EC000196
ETIM 5.0	EC001437

UNSPSC

UNSPSC 6.01	30211916
UNSPSC 7.0901	39121515
UNSPSC 11	39121515
UNSPSC 12.01	39121515
UNSPSC 13.2	39121515

Approvals

Approvals

Approvals

UL Recognized / cUL Recognized / cUL Recognized / UL Recognized / EAC / cULus Recognized

Ex Approvals

Approvals submitted


Approval details

UL Recognized

cUL Recognized

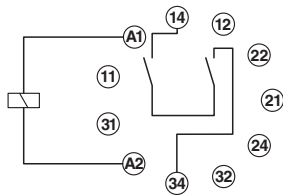
Single relay - REL-OR/L- 24AC/1 - 2901911

Approvals

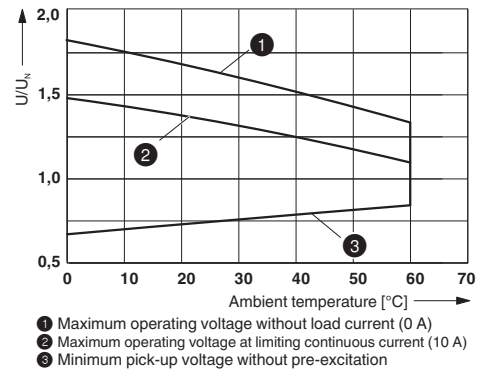


Drawings

Circuit diagram



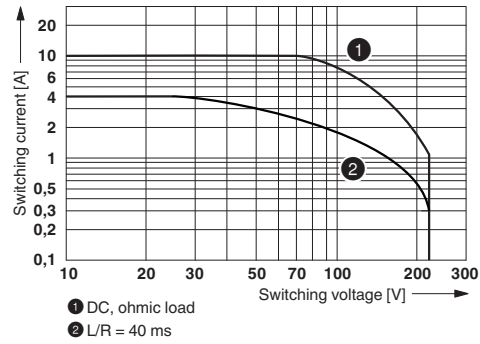
Diagram



Operating voltage range of the relay

Single relay - REL-OR/L- 24AC/1 - 2901911

Diagram



DC interrupting rating

Phoenix Contact 2015 © - all rights reserved
<http://www.phoenixcontact.com>