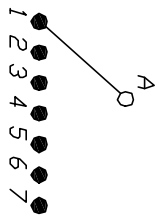
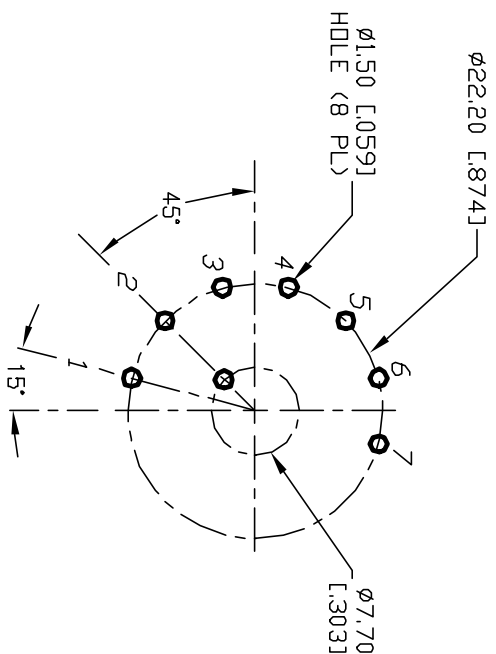


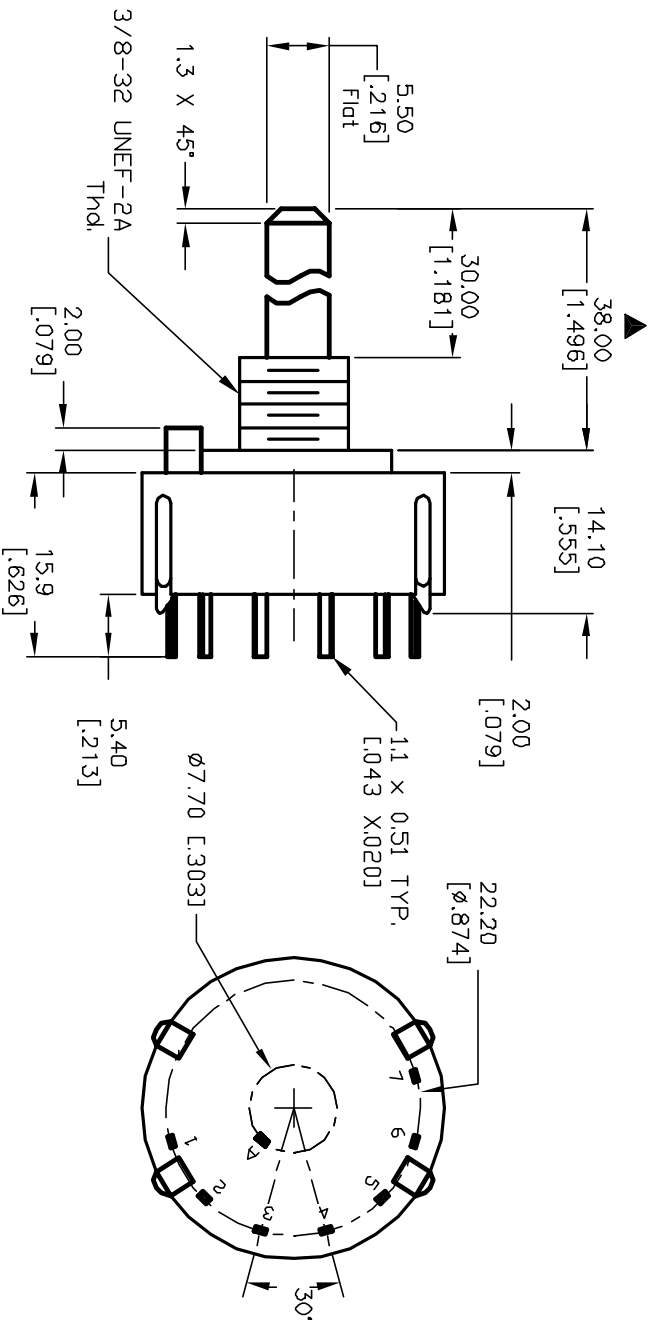
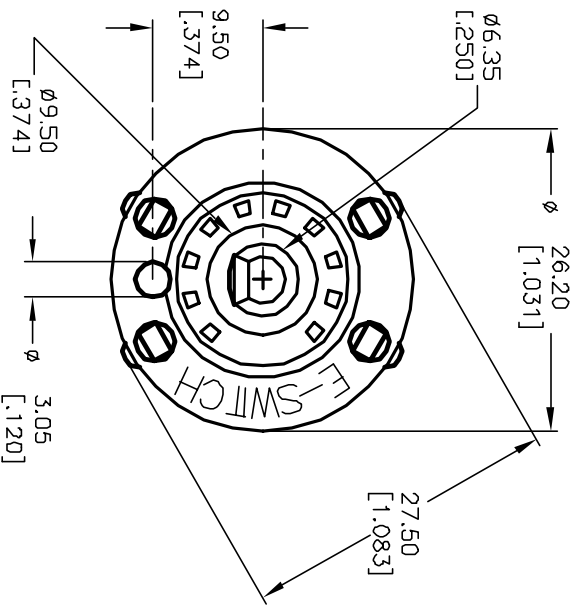
- NOTES:
1. ALL DIMENSION IN MM [INCH]
 2. GENERAL TOLERANCE: X.X=±0.4
X.XX=±0.25
 3. TERM. NOS. FOR REF. ONLY
 4. CONTACT RATING SWITCHING: 150mA, 250V AC/DC
350mA, 110V AC/DC
 5. OPERATING FORCE: 425±100 CM/STANDARD
 6. OPERATING TEMP: -30° to 85°C
 7. CIRCUIT SP: 7 POSITIONS, 30° INDEX.
 8. DIELECTRIC STRENGTH: 1000V RMS min.@SEA LEVEL.
 9. DESIGNATE MAJOR DIMENSIONS
 10. STOP RING, LOCK NUT AND WASHER NOT SHOWN.



CONTACT CONFIGURATION
Timing: Non-Shorting (BBM)



RECOMMENDED P.C.B. LAYOUT



B		12422	REVISED PER NEW CATALOG	9/16/02	CJB	TITLE	SCALE	DATE	DR	DWG	REV
A		11516	RELEASED FOR PRODUCTION	5/29/01	CJB	KC-17-A (30.0mm)-01-N-P-S	1.5:1	5/29/01	CJB	G527960	B
REV.		ECN No.	DESCRIPTION	DATE	CHKD	E-SWITCH®					
<p>THE INFORMATION CONTAINED IN THIS DOCUMENT IS PROPRIETARY TO E-SWITCH AND IS NOT TO BE COPIED OR TRANSFERRED</p>											