


Thick Film Low Resistance Kelvin Flip Chip **OBSOLETE**

LRK Series

- Precision low resistance applications
- Flip chip with Kelvin design
- Low temperature coefficient
- Resistance to 0.003 ohms
- Tolerance down to $\pm 1.0\%$
- 2 watt power dissipation at 70°C

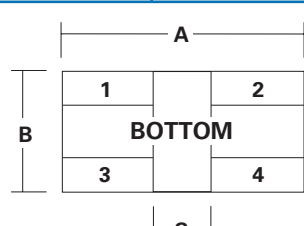


Electrical Data

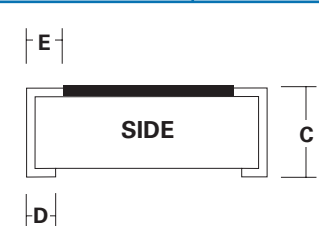
		LRK
Resistance range	ohms	R003-R100
Tolerance	%	to ± 1
Operating temperature range	°C	-55 to +150
TCR	ppm/°C	± 100 (down to 0.010)
Power dissipation (at 70°C)	watts	2.00
Temperature rise at 2 watts	°C	70

Physical Data

Dimensions (mm)					
A	B	S	C	D	E
6.500 \pm 0.380	3.250 \pm 0.250	1.778	0.740 \pm 0.100	0.508 \pm 0.127	0.787 \pm 0.178



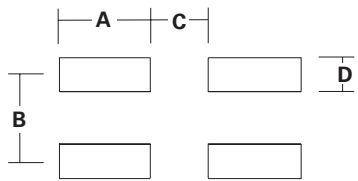
BOTTOM



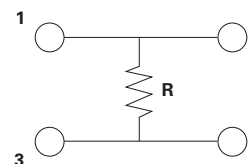
SIDE

Recommended Solder Pad Layout

Dimensions (mm)			
A	B	C	D
2.54	2.413	1.778	1.27



Schematic Layout



The LRK low range flip chip resistor series offers very low resistance four terminal (Kelvin) layout for applications requiring low cost and precision current measurement. The LRK flip chip utilises patented, non-noble copper based inks which demonstrate high performance, precision and reliability.

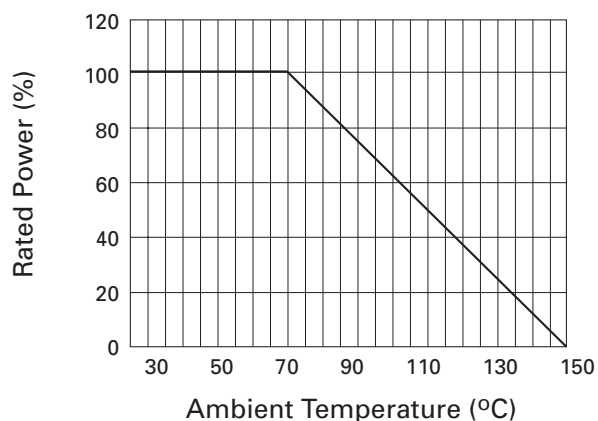
General Note

Welwyn Components reserves the right to make changes in product specification without notice or liability. All information is subject to Welwyn's own data and is considered accurate at time of going to print.

Performance Data

Test	Test Method	Typical Performance
Thermal shock	MIL-STD-202, method 107D -55 to 125°C, 5 cycles 30 Min	±0.5%
Short time overload	MIL-PRF-55342	±0.5%
High temperature exposure	MIL-PRF-55342 100 hours at 125°C	±0.5%
Temperature cycling	MIL-STD-833, method 1010 test condition B	±0.25%
Moisture resistance	MIL-STD-202, method 106E	±0.5%
Load life	MIL-STD-202, method 108 rated power 1000 hours at 70°C	±1.0%
Low temperature operation	MIL-PRF-55342	±0.5%

Derating Curve



Packaging

Resistors are supplied taped and reeled.