


3M™ Serial Attached SCSI (SAS) Connector

Boardmount Right Angle, Through-Hole Receptacle

SBR Series



- 6 Gbps input/output connector for backplane applications
- Two contact mating levels for early-mate and late-break allows “blind mating” or “hot swap” applications
- Capable of accepting HDD fitted with SAS or Serial Advanced Technology Attachment (SATA) Header
- Compatible with drives compliant to SFF-8223, SFF-8323, and SFF-8523
- Designed in compliance with SFF-8482 Rev 2.2
- See Regulatory Information Appendix (RIA) in the “RoHS compliance” section www.3Mconnector.com for compliance information (RIA E1 & C1 apply)

Date Modified: March 3, 2011

TS-2180-C
Sheet 1 of 3

Physical

Insulation:
Material: High Temperature Thermoplastic
Flammability: UL94V-0
Color: Black

Contact:
Material: Copper Alloy

Plating:
Underplating: 50 μ” [1.27 μm] Min. Nickel
Wiping Area: 30 μ” [0.76 μm] Min. Gold
Solder Tails: 100 μ” [2.54 μm] Min Matte Tin

Marking: 3M Logo

Electrical

Current Rating: Power Pin: 1.5 A
Signal Pin: 500 mA

Insulation Resistance: 10³ MΩ min.

Withstanding Voltage: 500 V_{AC} at sea level

Environmental

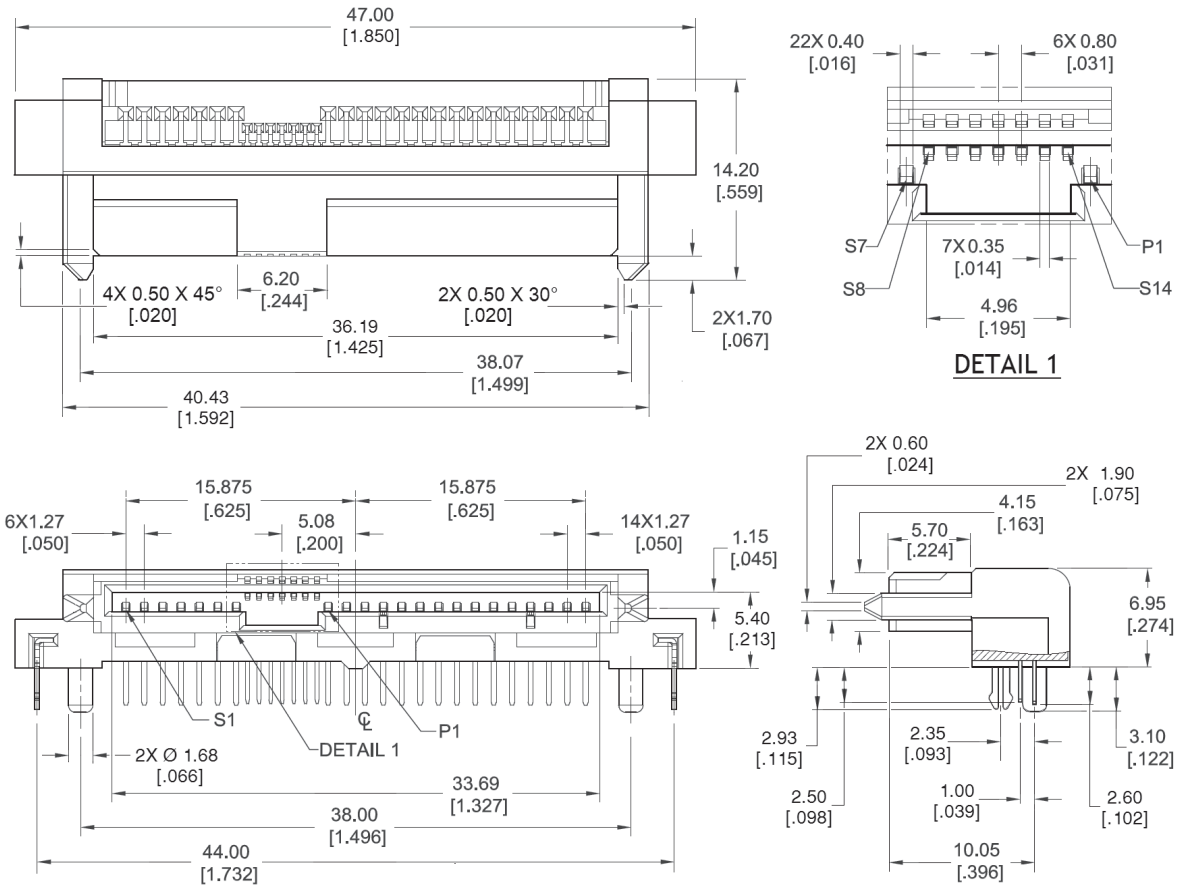
Operating Temperature: -0°C to +55°C
Non-Operating Temperature: -40°C to +85°C

UL File No.: E68080

3M™ Serial Attached SCSI (SAS) Connector

Boardmount Right Angle, Through-Hole Receptacle

SBR Series



CONNECTOR PIN ASSIGNMENT			
S1 - GROUND	S8 - GROUND	P1 - 3.3 V	P8 - 5 V
S2 - A+	S9 - A+	P2 - 3.3 V	P9 - 5 V
S3 - A-	S10 - A-	P3 - 3.3 V	P10 - GROUND
S4 - GROUND	S11 - GROUND	P4 - GROUND	P11 - GROUND
S5 - B-	S12 - B-	P5 - GROUND	P12 - GROUND
S6 - B+	S13 - B+	P6 - GROUND	P13 - 12 V
S7 - GROUND	S14 - GROUND	P7 - 5 V	P14 - 12 V
			P15 - 12V



Tolerance Unless Noted			
	mm [Inch]		
	.0	.00	.000
mm	±.38	±.25	±.13
inch	±.015	±.010	±.005

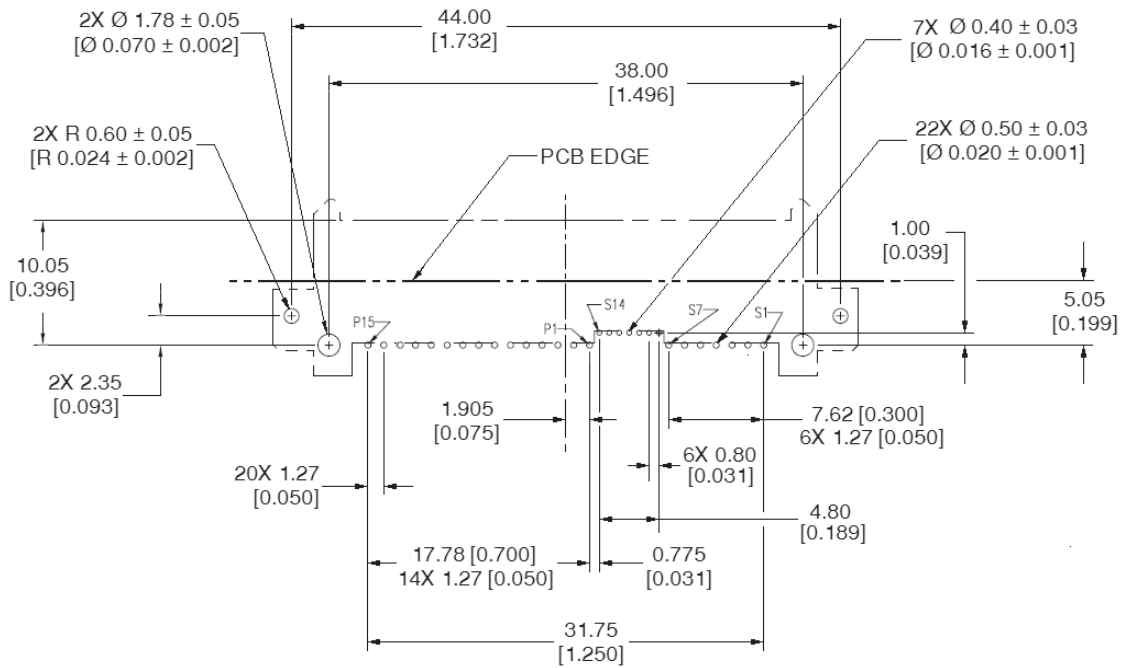
[] Dimensions for Reference only

TS-2180-C
Sheet 2 of 3

3M™ Serial Attached SCSI (SAS) Connector

Boardmount Right Angle, Through-Hole Receptacle

SBR Series



RECOMMENDED PCB THICKNESS 1.83 [0.073] Nominal

Ordering Information

SBR - RA - 29 - S - ML (RIA E1 & C1)

TS-2180-C
Sheet 3 of 3

Important Notice

All statements, technical information, and recommendations related to 3M's products are based on information believed to be reliable, but the accuracy or completeness is not guaranteed. Before using this product, you must evaluate it and determine if it is suitable for your intended application. You assume all risks and liability associated with such use. Any statements related to the product which are not contained in 3M's current publications, or any contrary statements contained on your purchase order shall have no force or effect unless expressly agreed upon, in writing, by an authorized officer of 3M.

Warranty; Limited Remedy; Limited Liability.

This product will be free from defects in material and manufacture for a period of one (1) year from the time of purchase. **3M MAKES NO OTHER WARRANTIES INCLUDING, BUT NOT LIMITED TO, ANY IMPLIED WARRANTY OF MERCHANTABILITY OR FITNESS FOR A PARTICULAR PURPOSE.** If this product is defective within the warranty period stated above, your exclusive remedy shall be, at 3M's option, to replace or repair the 3M product or refund the purchase price of the 3M product. **Except where prohibited by law, 3M will not be liable for any indirect, special, incidental or consequential loss or damage arising from this 3M product, regardless of the legal theory asserted.**

**3M Electronics Solutions Division**

6801 River Place Blvd.
Austin, TX 78726-9000
U.S.A.
1-800-225-5373
www.3Mconnector.com

Please recycle. Printed in USA.
© 3M 2010. All rights reserved.
RIA-2217B-E

3M is a trademark of 3M Company.