


Features

- Universal AC input / Full range
- Built-in active PFC function
- Short circuit, overload, over-voltage protected
- Cooling by free air convection
- 100% full load burn-in test
- Fixed switching frequency at PFC:67KHz
PWM:134KHz (Optional)
- 2 year warranty



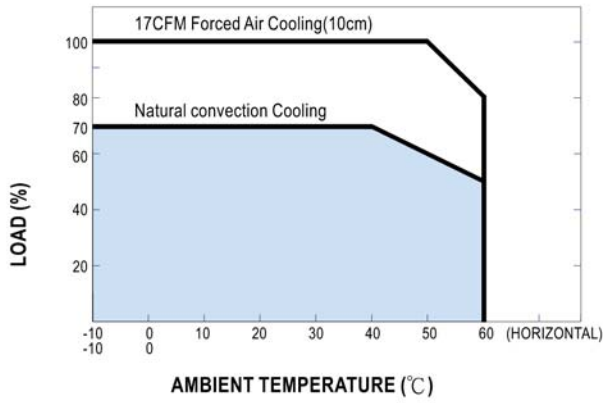
	CH1	CH2	CH3	CH4
DC output voltage	3.3V	5V	12V	-12V
Output V. tolerance	±3%	±3%	±6%	±6%
Output rated current	10A	10A	2A	0.3A
Output current range	0~15A	2~15A	0.2~3A	0~1A
Ripple & noise	100mVp-p	100mVp-p	150mVp-p	100mVp-p
Line regulation	±1%	±1%	±2%	±1%
Load regulation	±2%	±2%	±6%	±1%
DC output power	110.6W			
Efficiency	72%			
DC voltage adj.	3.14~3.63V	4.75~5.5V	----	----
Input voltage range	90 ~ 264VAC 127 ~370VDC			
AC current	1.65A/115V 0.85A/230V			
Inrush current	cold start 40A			
Leakage current	<1mA /240VAC			
Overload protection	105%-135%			
	type: Hiccup mode, recovers automatically after fault condition is removed			
Over voltage protection	CH1: 3.6 ~ 4.3V CH2: 5.75 ~ 6.75V			
	Protection type : Shut down o/p voltage, re-power on to recover			
Temperature coefficient	±0.03% / °C (0~50°C) ON +5V output			
Set up, rise, hold up time	800ms, 50ms, 16ms at full load			
Power factor	PF>0.95/230VAC PF>0.98/115VAC at full load			
Vibration	10~500Hz, 2G 10 min./1 cycle, period of 60 min. each axes			
Withstand voltage	I/P-O/P: 3KVAC, I/P-FG: 1.5KVAC, O/P-FG: 0.5KVAC, for 1 min.			
Isolation resistance	I/P-O/P, I/P-FG, O/P-FG:500VDC / 100M Ohms min.			
Working temp., humidity	-10°C~+60% (refer to output derating curve), 20%-90% RH			
Storage temp., humidity	-20°C~+85°C, 10%-95% RH			
Dimensions	7x4.25x1.5 inches (178x108x38 mm)			
Weight	1.1 lb. (0.5 Kg)			
Safety standards	UL1950, TUV EN60950 Approved			
EMC standards	Meets CISPR22 (EN55022) Class B			

- Notes:
1. All parameters are specified at 230VAC input, rated load, 25°C 70% RH ambient
 2. Tolerance includes set up tolerance, line regulation, load regulation
 3. Ripple & noise are measured at 20MHz by using a 12" twisted pair terminated with a 0.1uF & 47 uF capacitor
 4. Line regulation is measured from low line to high line at rated load
 5. Load regulation is measured from 20% to 100% rated load, and oother output at 60% rated load
 6. Each output provide up to maximum current, but total load cannot exceed max. output power

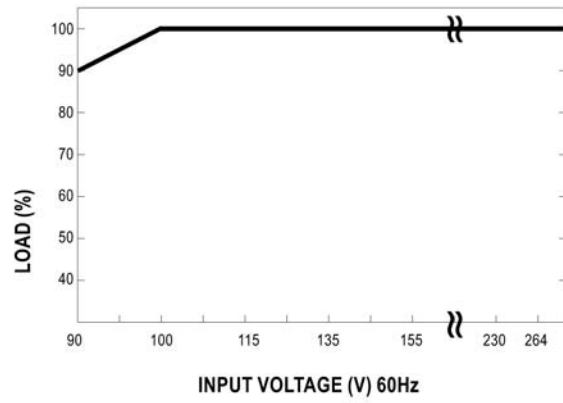
*V-Infinity reserves the right to make changes to its products or to discontinue any product or service without notice, and to advise customers to verify the most up-to-date product information before placing orders. V-Infinity assumes no liability or responsibility for customer's applications using V-Infinity products other than repair or replacing (at V-I's option) V-Infinity products not meeting V-I's published specifications. Nothing will be covered outside of standard product warranty.



Output Derating



Static Characteristics



Dimensions (mm)

