


**CCPD-034 Model**  
5x7 mm SMD, 3.3V, LVPECL



**Model CCPD-034 is a 162.000 MHz to 250.000 MHz LVPECL Clock Oscillator operating at 3.3 Volts. The oscillator utilizes a High Q crystal design providing very low Jitter and Phase Noise. No Sub-Harmonics are present in the Output Signal.**



**5x7mm SMD**

**Applications:**

**Digital Video  
SONET/SDH/DWDM  
Storage Area Networks  
Broadband Access  
Ethernet, Gigabit Ethernet**

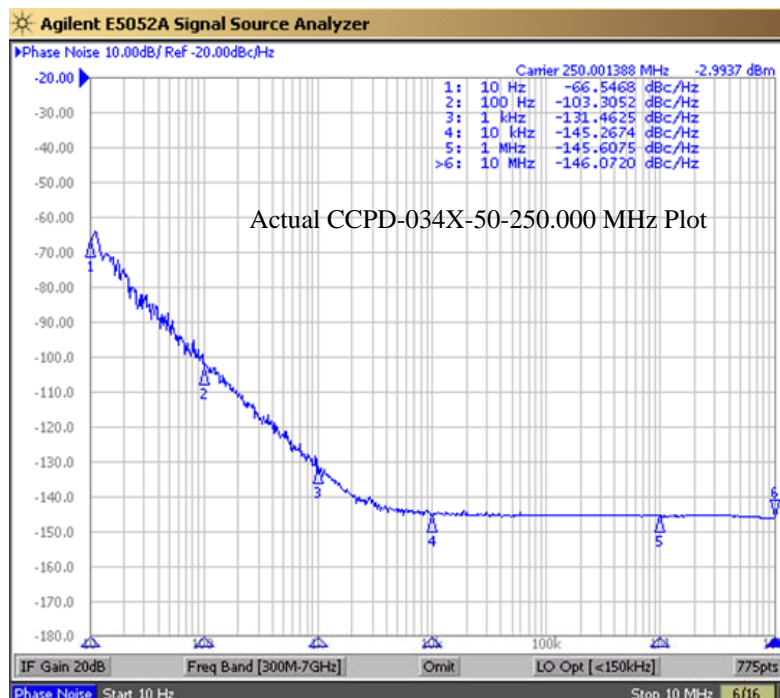
Rev: T
Date: 16-Oct-2015
Page 1 of 3



**CCPD-034 Model**

5x7 mm SMD, 3.3V, LVPECL

<b>Frequency Range:</b>	<b>162.000 MHz to 250.000 MHz</b>
<b>Frequency Stability Options (ppm):</b>	<b>±20, ±25, ±50, ±100</b>
<b>Temperature Range:</b>	<b>(standard) 0°C to +70°C</b>
<b>(Option M)</b>	<b>-20°C to +70°C</b>
<b>(Option X)</b>	<b>-40°C to +85°C</b>
<b>Storage:</b>	<b>-45°C to 90°C</b>
<b>Input Voltage:</b>	<b>3.3V ±0.3V</b>
<b>Input Current:</b>	<b>55mA Typical, 88mA Max</b>
<b>Output:</b>	<b>Differential LVPECL</b>
<b>Symmetry:</b>	<b>45/55% Max @ zero crossing point</b>
<b>Rise/Fall Time:</b>	<b>1nsec Max (20% to 80%)</b>
<b>Logic: Terminated to Vdd-2V into 50 Ω</b>	
<b>Temp. 0°C to 85°C</b>	<b>“0”=1.490 Min, 1.680 Max</b>
	<b>“1”=2.275 Min, 2.420 Max</b>
<b>Temp. -40°C to 0°C</b>	<b>“0”=1.470 Min, 1.745 Max</b>
	<b>“1”=2.215 Min, 2.420 Max</b>
<b>Disable Time:</b>	<b>200nSec Max</b>
<b>Enable Time:</b>	<b>1mSec Typical, 2mSec Max</b>
<b>Phase Jitter: 12kHz~80MHz</b>	<b>0.5pSec Typical, 1psec RMS Max</b>
<b>Phase Noise: (See Plot Below)</b>	
<b>Sub-harmonics:</b>	<b>None</b>
<b>Aging:</b>	<b>&lt;3ppm 1<sup>st</sup> year, &lt;1ppm every year thereafter</b>



Rev: T  
Date: 16-Oct-2015  
Page 2 of 3



**CCPD-034 Model**  
5x7 mm SMD, 3.3V, LVPECL

**Crystek Part Number Guide**

CCPD - 034 X - 50 - 250.000

#1 #2 #3 #4 #5

#1 Crystek LVPECL Osc.  
#2 Model 034  
#3 Temp Range: Blank = 0/70°C, M = -20/70°C, X = -40/85°C  
#4 Stability: (see Table 1)  
#5 Frequency in MHz: 3 or 6 decimal places

**Stability Indicator**

Blank	± 100ppm
50	± 50ppm
25	± 25ppm
20*	± 20ppm

\*not available in -40/85

Table 1

**Standard Frequencies**

(±50ppm, 0/70°C)

- 200.000 MHz
- 212.500 MHz
- 250.000 MHz

**Example:**

CCPD-034X-50-250.000  
3.3V, -40/85°C, ±50ppm, 250.000 MHz

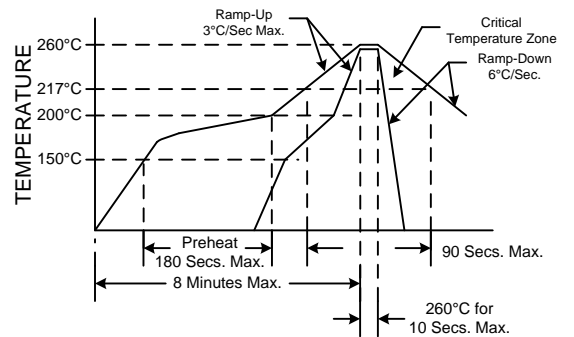
**Mechanical:**

- Shock: MIL-STD-883, Method 2002, Condition B
- Solderability: MIL-STD-883, Method 2003
- Vibration: MIL-STD-883, Method 2007, Condition A
- Solvent Resistance: MIL-STD-202, Method 215
- Resistance to Soldering Heat: MIL-STD-202, Method 210, Condition I or J

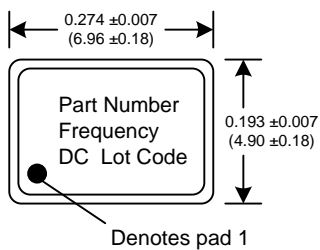
**Environmental:**

- Thermal Shock: MIL-STD-883, Method 1011, Condition A
- Moisture Resistance: MIL-STD-883, Method 1004

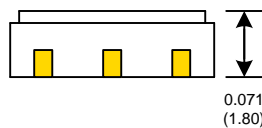
**RECOMMENDED REFLOW SOLDERING PROFILE**



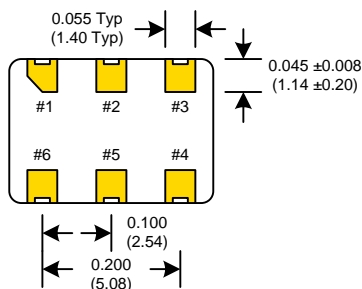
NOTE: Reflow Profile with 240°C peak also acceptable.



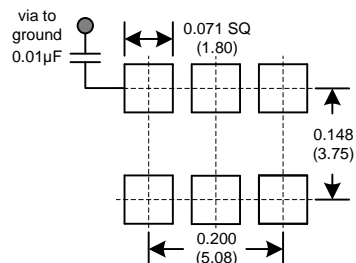
Dimensions inches (mm)  
All dimensions are Max unless otherwise specified.



Tristate Function	
Function pin 1	Output pin
Open or N/C	Active
"1" level 0.7xVdd Min	Active
"0" level 0.3xVdd Max	High Z



**SUGGESTED PAD LAYOUT**



0.01µF Bypass Capacitor Recommended

PIN	Connection
1	Enable/Disable
2	N/C
3	GND
4	Output
5	Comp Output
6	Vcc

Rev: T  
Date: 16-Oct-2015  
Page 3 of 3