

PLEASE CHECK WWW.MOLEX.COM FOR LATEST PART INFORMATION

Part Number: [0097002508](#)
Status: **Active**
Overview: [kk](#)
Description: 5.08mm (.200") Pitch KK® Crimp Terminal Housing, 4 Circuits, Circuits 1 And 3 Voided

Documents:

[3D Model](#) [Product Specification PS-99020-0087 \(PDF\)](#)
[Drawing \(PDF\)](#) [RoHS Certificate of Compliance \(PDF\)](#)

Agency Certification

CSA LR19980
 UL E29179

General

Product Family Crimp Housings
 Series [3001](#)
 Overview [kk](#)
 Product Name KK®

Physical

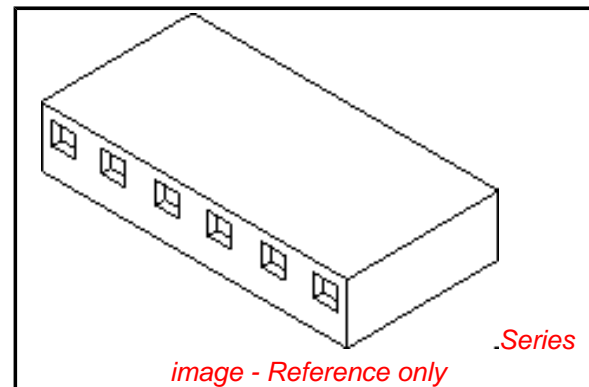
Circuits (maximum) 4
 Color - Resin Natural
 Flammability 94V-0
 Gender Female
 Glow-Wire Compliant No
 Material - Resin Nylon
 Number of Rows 1
 Packaging Type Bag
 Panel Mount No
 Pitch - Mating Interface (in) 0.200 In
 Pitch - Mating Interface (mm) 5.08 mm
 Temperature Range - Operating -40°C to +105°C

Material Info

Old Part Number 3001-0451-200

Reference - Drawing Numbers

Product Specification PS-99020-0087
 Sales Drawing SDE-3001-N-200



EU RoHS

China RoHS

Compliance Status

Not Reviewed

REACH SVHC

Not Reviewed

Halogen-Free

Status

Not Reviewed

Need more information on product environmental compliance?

Email productcompliance@molex.com
 For a multiple part number RoHS Certificate of Compliance, [click here](#)

Please visit the [Contact Us](#) section for any non-product compliance questions.

Search Parts in this Series

[3001Series](#)

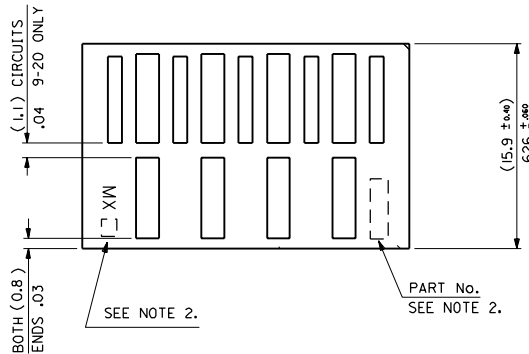
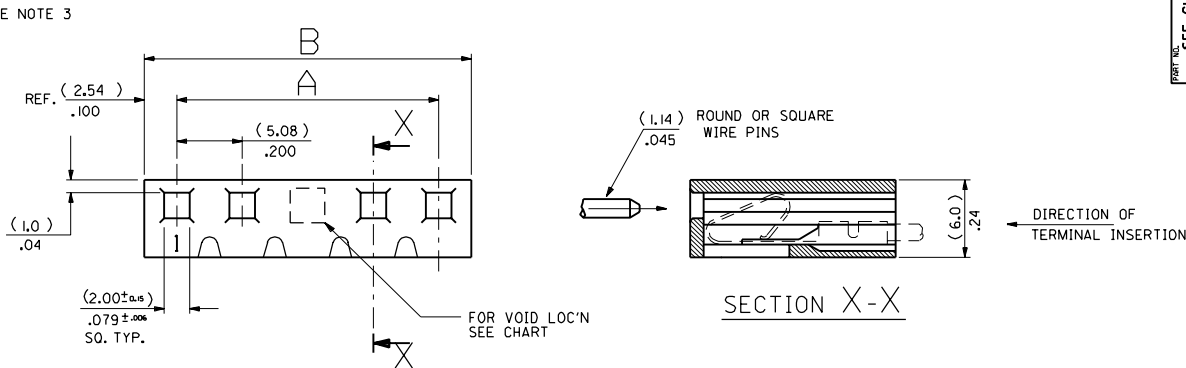
Mates With

[3061](#) , [3003](#) , [3008](#)

Use With

[2478](#) Crimp Terminals for 18-24 AWG, [2578](#) Crimp Terminals for 22-26 AWG, [2878](#)

CCT	PART NO.	ENG NO.	DIM A	DIM B
1	NOT TOOLED	E-3001-1-200		(5.08 ±0.10) .200 ±.004
2	97-00-2503	-2	(5.08 ±0.10) .200 ±.004	(10.16 ±0.15) .400 ±.005
3	97-00-2504	-3	(10.16 ±0.10) .400 ±.004	(15.24 ±0.15) .600 ±.005
4	NOT TOOLED	-4	(15.24 ±0.10) .600 ±.004	(20.32 ±0.15) .800 ±.005
5	97-00-0143	-5	(20.32 ±0.10) .800 ±.004	(25.40 ±0.15) 1.000 ±.005
6	NOT TOOLED	-6	(25.40 ±0.10) 1.000 ±.004	(30.48 ±0.2) 1.200 ±.005
7	97-00-0144	-7	(30.48 ±0.20) 1.200 ±.005	(35.56 ±0.2) 1.400 ±.005
8	NOT TOOLED	-8	(35.56 ±0.20) 1.400 ±.005	(40.64 ±0.2) 1.600 ±.005
9	NOT TOOLED	-9	(40.64 ±0.20) 1.600 ±.005	(45.72 ±0.2) 1.800 ±.005
10	97-00-0145	-10	(45.72 ±0.20) 1.800 ±.005	(50.80 ±0.2) 2.000 ±.005
11	NOT TOOLED	-11	(50.80 ±0.20) 2.000 ±.005	(55.88 ±0.2) 2.200 ±.012
12	97-00-0146	-12	(55.88 ±0.25) 2.200 ±.010	(60.96 ±0.3) 2.400 ±.012
13	NOT TOOLED	-13	(60.96 ±0.25) 2.400 ±.010	(66.04 ±0.3) 2.600 ±.012
14		-14	(66.04 ±0.25) 2.600 ±.010	(71.12 ±0.3) 2.800 ±.012
15		-15	(71.12 ±0.25) 2.800 ±.010	(76.20 ±0.3) 3.000 ±.012
16		-16	(76.20 ±0.25) 3.000 ±.010	(81.28 ±0.4) 3.200 ±.015
17		-17	(81.28 ±0.20) 3.200 ±.012	(86.36 ±0.4) 3.400 ±.015
18		-18	(86.36 ±0.30) 3.400 ±.012	(91.44 ±0.4) 3.600 ±.015
19		-19	(91.44 ±0.30) 3.600 ±.012	(96.52 ±0.4) 3.800 ±.015
20	NOT TOOLED	E-3001-20-200	(96.52 ±0.30) 3.800 ±.012	(101.60 ±0.4) 4.000 ±.015



CCT	PART NO.	ENG NO.	DIM A	DIM B	VOID CCT. LOCATION
6	97-00-0142	E-3001-0602-200	(25.40 ±0.10) 1.000 ±.004	(30.48 ±0.2) 1.200 ±.005	
4	97-00-2508	-0451	(15.24 ±0.10) .600 ±.004	(20.32 ±0.15) .800 ±.005	1 & 3
4	97-00-2506	-0402	(15.24 ±0.10) .600 ±.004	(20.32 ±0.15) .800 ±.005	2
3	97-00-2505	-0302	(10.16 ±0.10) .400 ±.004	(15.24 ±0.15) .600 ±.005	
3	97-00-2507	E-3001-0301-200	(10.16 ±0.10) .400 ±.004	(15.24 ±0.15) .600 ±.005	

NOTES:
 1. MATERIAL: NYLON 6/6, 94V-0 PER ENG.STD. ES-I28B-*
 MX = USA
 MX-J = JAPAN
 MX-M = MEXICO
 MX-I = SHANNON (IRELAND)
 MX-S = SINGAPORE
 CHARACTERS TO BE (1.5)/.06 HIGH, AND RAISED. LOCATION OPTIONAL
 3. MANUFACTURED IN SINGAPORE ONLY

FOR PREVIOUS DRAWING ISSUES SEE MRL.	ERO MENS 1343 21-1-88 MC	REVISIONS	DIMENSIONS SHOWN (METRIC) INCH UNLESS OTHERWISE SPECIFIED TOLERANCES ANGULAR ± 9 INCH (METRIC) 3 PLACE ± .004 2 PLACE ± .004 ± 0.10 1 PLACE ± .004 ± 0.25 SPRIT WHERE APPLICABLE MUST REMAIN WITHIN DIMENSIONS	DRWG BY MC	REVISE ONLY ON CAD SYSTEM CATEGORY FILENAME S300100P DCN	Sht. REV.
	LTR	DESIGN DIMENSION (□) (MM) (PRIMARY) □ IN.	EQUIVALENT DIMENSION (□) (MM) (SECONDARY) □ IN.	DWG'D BY	TITLE CONNECTOR HOUSING, K-K (5.08)/.200 PITCH CRIMP STYLE TERMINAL	
	E	SCALE 4:1		APPR'D BY	MOLEX EUROPE	SHEET NO. DATE 10F1 21/1/88
					PART NO. SEE CHART	DWG. NO. SDE-3001-N-200

PART NO. SEE CHART
DWG. NO. SDE-3001-N-200