

ADSL TRANSFORMER

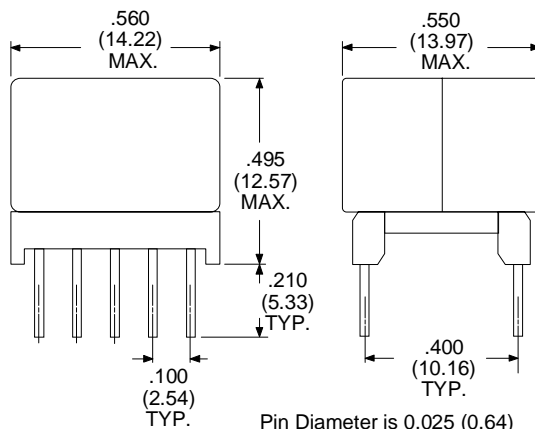
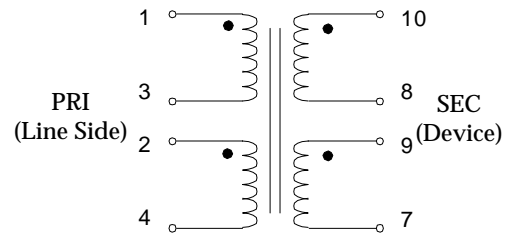
Designed to meet supplementary insulation requirements of IEC950 for a working voltage of 250V

Designed for use with Analog Devices ADSL IC: AD20MSP910

Turns Ratio (10 - 8) : (9 - 7) (10 - 7) : (1 - 4)	1 : 1 ± 1% 1 : 1 Short (2--3, 8-9)± 1%			
Parameter	Min.	Typ.	Max.	Units
Inductance 1-4 (2-3, shorted) ¹	4.5	5	5.5	mH
Leakage Inductance ²			16	μH
Interwinding Capacitance ³			50	pF
DC Resistance (1-3)	1.16	1.29	1.42	Ω
DC Resistance (2-4)	1.16	1.29	1.42	Ω
DC Resistance (10-8)	0.99	1.10	1.21	Ω
DC Resistance (9-7)	1.35	1.50	1.65	Ω
Longitudinal Balance 1KHz - 1MHz	40			dB
Insertion Loss at 100 kHz			0.5	dB
Hi-Pot Pin (1 to 10,9) and (2 to 10,9)	1500			V _{RMS}
Frequency Response	±1.1 dB		at 30 kHz - 1.1 MHz	

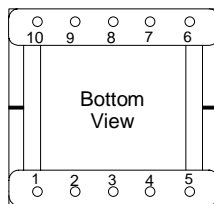
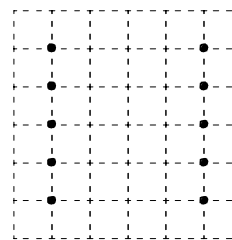
1. Tested at 10 kHz - 1.0 V
2. Tested at 100 kHz - 100 mV pins 1-4 (shorted 2-3, 8-9, 7-10)
3. Tested at 10 kHz -1.0VAC, 1-10 (shorted 2-3, 8-9)

Schematic Diagram



PIN POSITION GRID 0.100 (2.54)

● HOLES FOR BOBBIN PINS



Physical Dimensions inches (mm)

Rhombus P/N: **T-1272**

Cust. P/N:

Name:

Date: **9/02/99**

Sheet: 1 of 1