






# 820/821/823/824 Series

## Panel Mount Enclosed Fuseholders

### Product Characteristics

	820 Series	820 20 Series	821 Series	823 Series	824 Series	824 20 Series
<b>Compatible Fuses</b>	<b>5x20mm</b>					
<b>Materials</b>	<b>Holder/Cap:</b> Black Thermoplastic UL 94 V-0	<b>Holder/Cap:</b> White Thermoplastic PBT, UL94 V-0 <b>Nut:</b> Thermoplastics, black, UL94 V-0	<b>Holder/Cap:</b> Thermoplastic black, UL94 V-0	<b>Holder/Cap:</b> Black Thermoplastic UL94 V-0	<b>Holder/Cap:</b> Thermoplastic UL 94V-0, black	<b>Holder/Cap:</b> Thermoplastic UL94 V-0, white
	<b>Metal Parts:</b> Copper alloy, corrosion protected					
				<b>Clamp Spring:</b> Spring steel, non-treated		
	<b>Terminals:</b> Solderable, tinned					
<b>Electrical Data (23°C)</b>	<b>Rated Voltage:</b> 250V					
	<b>Rated Current:</b> 6.3A (VDE) 16A (UL/CSA)					
	<b>Rated Power:</b> 2.5 W (VDE)	<b>Rated Power:</b> 2.5 W (VDE)	<b>Rated Power:</b> 2.5 W (VDE)	<b>Rated Power:</b> 4 W (VDE)	<b>Rated Power:</b> 4 W	
<b>Mounting</b>	12.7mm diameter D-hole or double D-hole Admissible torque on plastic hex nut is 1.2Nm		12.7mm diameter D-hole or double D-hole (panel 1mm - 4.5mm) Admissible torque on plastic hex nut is 1.2Nm	Pluggable with clamping spring into 12.7mm diameter D-hole (panel thickness 0.75mm-3mm)	Pluggable (panel thickness 1.2 mm-2.5 mm)	
<b>Terminals</b>	Solderable or 4.8mm quick connect-fits 0.5mm tab					
<b>Protection Category</b>	IP 40 (IEC 60529) PC2 (IEC 60127-6)					
<b>Operating Temperature</b>	-25°C to +70°C					
<b>Climatic Test</b>	-25 °C/+70 °C/21 days (IEC 60068-2-1...3)					
<b>Stock Conditions</b>	+10°C to +60°C relative humidity ≤ 75% yearly average, without dew, maximum value for 30 days - 95%					
<b>Vibration Resistance</b>	24 cycles at 15 min. each (IEC 60068-2-6)10 - 60Hz at 0.75mm amplitude 60 - 2000Hz at 10g acceleration					
<b>Contact Resistance</b>	≤ 5mΩ					
<b>Dielectric Strength</b>	> 1.5 kV					
<b>Impulse Voltage</b>	4kV, 50Hz, 1min, dry	4kV with 1,2μs/50μs		4kV, 50Hz, 1 min., dry		
<b>Insulation Resistance</b>	> 10 <sup>3</sup> MΩ (500 VDC, 1 min.)					
<b>Solderability</b>	235°C, 3 sec (Wave) 350°C, 1 sec. (Solder Iron)	235°C, 2 sec. (Solder Bath) (IEC 60068-2-20) 350°C, 3 sec. (Solder Iron) (IEC 60068-2-20)		235°C, 3 sec. (Wave) 350°C, 1 sec. (Soldering Iron)		
<b>Soldering Heat Resist</b>	260°C, 5 sec. (IEC 60068-2-20)					
<b>Min. Cross Section</b>	Conductor - 2.5mm <sup>2</sup>					
<b>Marking</b>	820, 250 V, Approvals		821, 250V, Approvals	823, 250V, Approvals	824, 250V, Approvals	
<b>Unit Weight</b>	4.0g (Holder) / 1.6g (835) / 2.2g (837)	4.0 g (820) / 1.6 g (835)	4.0g (821) / 1.6g (835) / 2.2g (837)	3.8g (Holder) / 1.6g (835) / 2.2g (837)	3.3g (824) / 1.6g (835) / 2.2g (837)	3.3g (824) / 1.6g (835) / 2.2g (837)

### Agency Approval

Agency	Agency File Number					
	132225	125183	135536	122096	122098	-
	E 70164	E70164	E70164	E 70164	E70164	-
	47574	47574	47574	47574	47574	-

### Ordering Information

<b>Ordering Number: Holders</b>	<b>82000000005</b>	<b>82000000205</b>	<b>82100000005</b>	<b>82300000005</b>	<b>82400000005</b>	<b>82400000205</b>
<b>Ordering Number: Caps</b>	Flush Mount Type: <b>83500000005</b> / <b>83500000205</b> Finger Grip Type <b>83700000005</b>					
<b>Packaging</b>	Bulk 100 Pcs all items listed above					

**Disclaimer Notice** - Information furnished is believed to be accurate and reliable. However, users should independently evaluate the suitability of and test each product selected for their own applications. Littelfuse products are not designed for, and may not be used in, all applications. Read complete Disclaimer Notice at: [www.littelfuse.com/disclaimer-electronics](http://www.littelfuse.com/disclaimer-electronics).