

Features

LED DRIVER

- Universal AC Input
- Constant Voltage / Constant Current Operation
- Active Power Factor Correction
- IP67 Design for Indoor and Outdoor Use
- Cooling by Free Air Convection
- PSE Certified for Japan market

Description

The RACD150-PSE LED driver series offers 150W of power with a universal input voltage range of 90-130VAC and constant current output up to 11A at a voltage of approximately 12V. The series features a unique dual mode operation for either constant current or constant voltage making it suitable for driving LEDs directly or via local constant-current DC/DC modules directly on the light engine board. The RACD150-PSE series are fully sealed IP67 LED drivers and therefore ideally suited for indoor and outdoor applications including road, street and walkway lighting, high-bay, LED signage, and outdoor area lighting for car parks, public buildings and tunnels. The LED drivers are PSE certified and come with a 5 year warranty.

Selection Guide

Part Number	CV Mode		CC Mode		Efficiency (115VAC) (typ.)
	Constant Voltage (V)	Current Range (A)	DC Voltage Range (V)	Constant Current (A)	
RACD150-12-PSE	12	0-11	9-12	11	85%
RACD150-24-PSE	24	0-6.3	14-24	6.3	87%
RACD150-36-PSE	36	0-4.2	26-36	4.2	90%
RACD150-48-PSE	48	0-3.2	34-48	3.2	90%

Specifications

Input Voltage Range	90-130 VAC or 127-184VDC	
Input Frequency Range	47-63Hz	
Power Factor	Full Load, 115VAC	>0.98
THD	Full Load, 115VAC	8% max.
AC Current	115VAC	2A max.
Input / Output Isolation	3.75kVAC / 1minute	
Input / Case Isolation	1.8kVAC / 1minute	
Output / Case Isolation	0.5kVAC / 1minute	
Leakage Current	<0.5mA	
Current Tolerance	±5%	
Voltage Tolerance	-1% to 5%	
Start-up Time	Full Load, 115VAC	1.0s
Ripple & Noise (at 20MHz bandwidth)	150mVp-p max.	
Over Current Protection	95%-105% rated current	Auto-Recovery
Short Circuit Protection	Hiccup Mode	
Over Voltage Protection	12V	12.5V typ.
Latch Mode	24V	24.5V typ.
(Power off to recover)	36V	36.5V typ.
	48V	48.5V typ.
Over Temperature Protection	Tcase 95°C ±10°C	
Operating Temperature Range (free air convection, according to PSE)	without derating Case Temperature	-20°C to +50°C (see graph) 75°C max.
Operation Humidity	20%-90% RH Non-Condensing	
Storage Temperature	-40°C to +80°C	
Storage Humidity	10%-90% RH	
Vibration	10-500Hz, 2G, 60 Min. along X, Y and Z	
IP Rating	IP67	
EMC Standards (designed to meet)	EMC Compatibility	EN55015 FCC, Part 15
	Harmonic Current	EN61000-3-2 Class C (≥75% load) EN61000-3-3
	EMC Immunity	EN61000-4-2, 3, 4, 5, 6, 11

continued on next Page

LIGHTLINE
AC/DC-Converter
with 5 Year Warranty

RECOM

**150 Watt
Single
Output**



RACD150-PSE

Note:

All LED Drivers may not be used without a load. They must be switched on the primary side only. Noncompliance may damage the LED or reduce its lifetime.

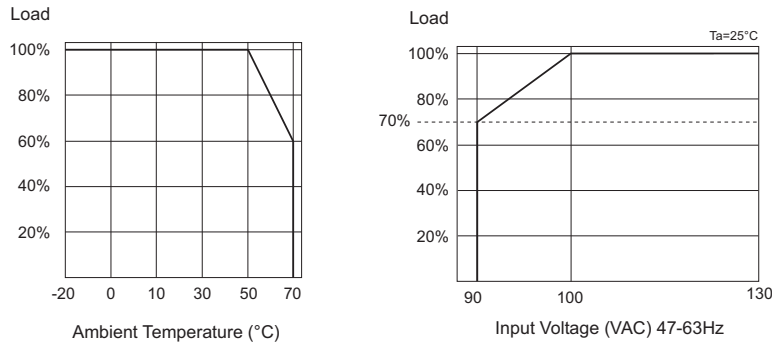
Refer to Application Notes

Specifications

PSE Certification	J61347-1(H20), J61347-2-13(H21), J55015(H20)
Dimension	222*68*39mm
Weight	1080g
MTBF	using MIL-HDBK-217F (25°C) 200 x 10 ³ hours
Design Lifetime	70 x 10 ³ hours

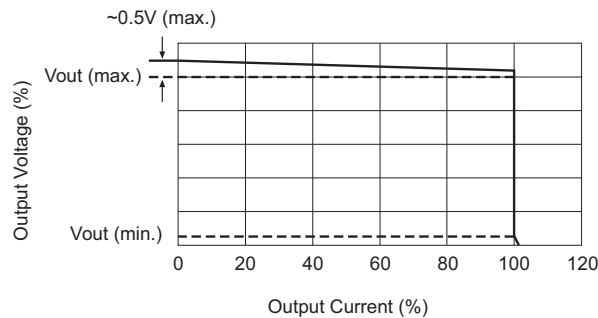
The use of a circuit breaker with C-characteristic is recommended.

Derating Curves



Typical Characteristics

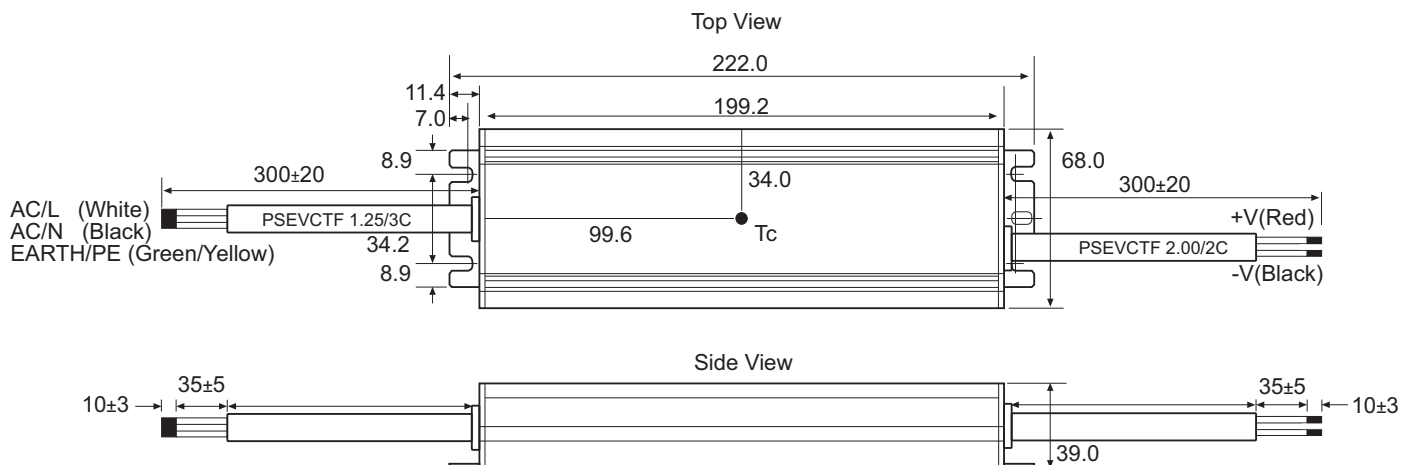
Constant Voltage / Constant Current Curve



Maximum Number of LED drivers per circuit breakers

Condition	Circuit Breaker	Circuit Breaker Current			
		10A	16A	20A	25A
115VAC, 10hm 90° phase angle	Typ C	5	8	9	12

Package Style and Pinning



The product information and specifications are subject to change without prior notice. RECOM products are not authorized for use in safety-critical applications (such as life support) without RECOM's explicit written consent. A safety-critical application is defined as an application where a failure of a RECOM product may reasonably be expected to endanger or cause loss of life, inflict bodily harm or damage property. The buyer shall indemnify and hold harmless RECOM, its affiliated companies and its representatives against any damage claims in connection with the unauthorized use of RECOM products in such safety-critical applications.